



Est. 1956

E-Z TRAIL MFG.

9721 Salt Creek Road • Fredericksburg, OH 44627


See us for all your Horse Drawn needs.

Closed on Religious Holidays:

January 6 - Old Christmas -

April 3 - Good Friday

May 14 - Ascension Day -



2026

Rev. 1

Dear Customer,

Here it is! Finally the new E-Z Trail catalog. Nothing fancy, but Hopefully more user friendly.

We want to take this opportunity to thank you for your interest in our products. E-Z Trail Mfg. has been making horse drawn equipment for over 50 years and would like to continue to do so.

Check out our new design and quality workmanship. Give us your ideas on improvements! We will do all we can to better serve you, our valued customer, in any way we can.

When ordering please give description and part number(s) to help process your order more efficiently. To order, pick out the desired item and size for your need. Then add any accessories you like.

Pricing may change without notice!

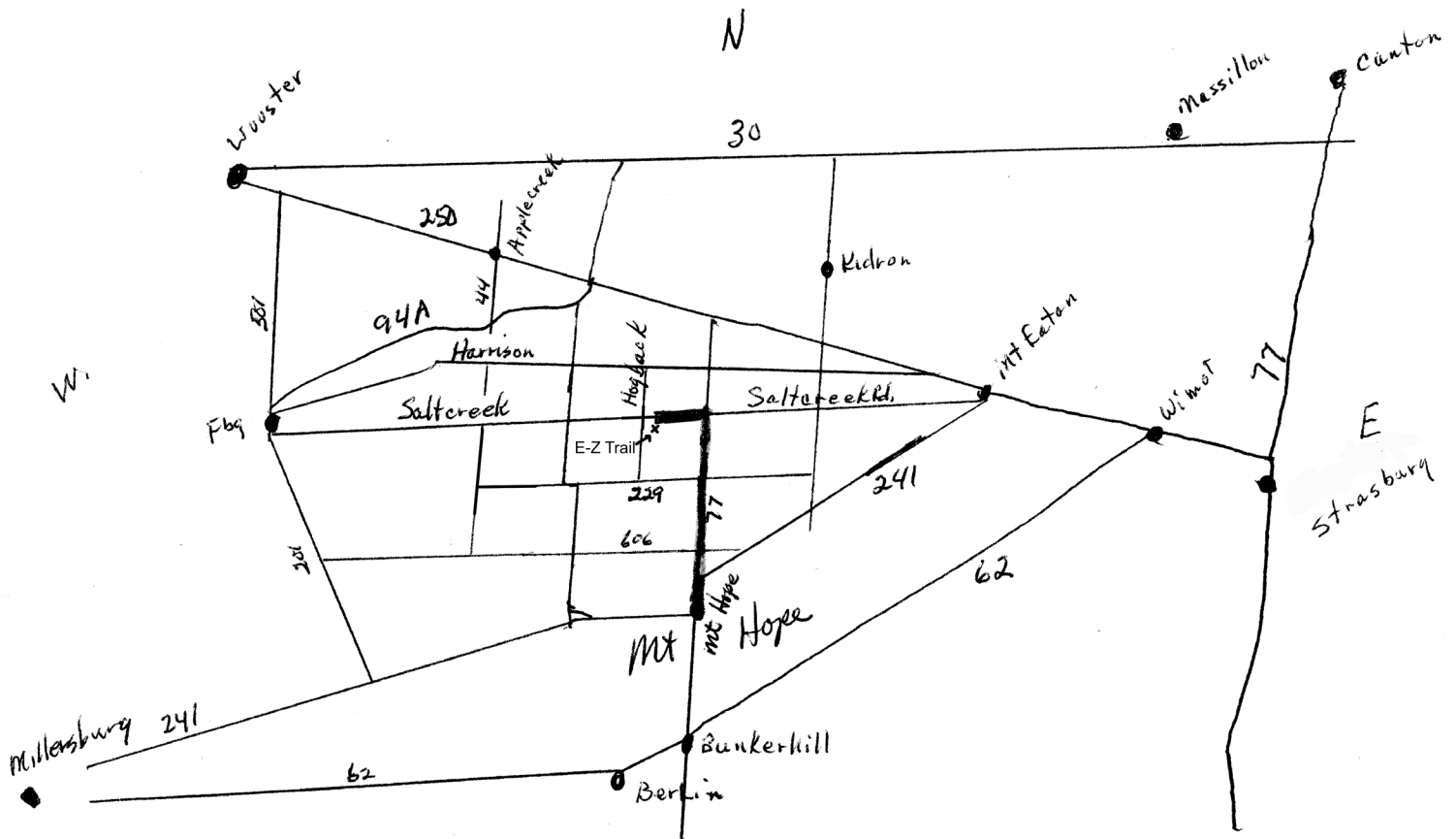
Sincerely,

Shipping

P.S. We are setting up a dealership network across the continent. Feel free to contact us if you are interested, and to see if you qualify.



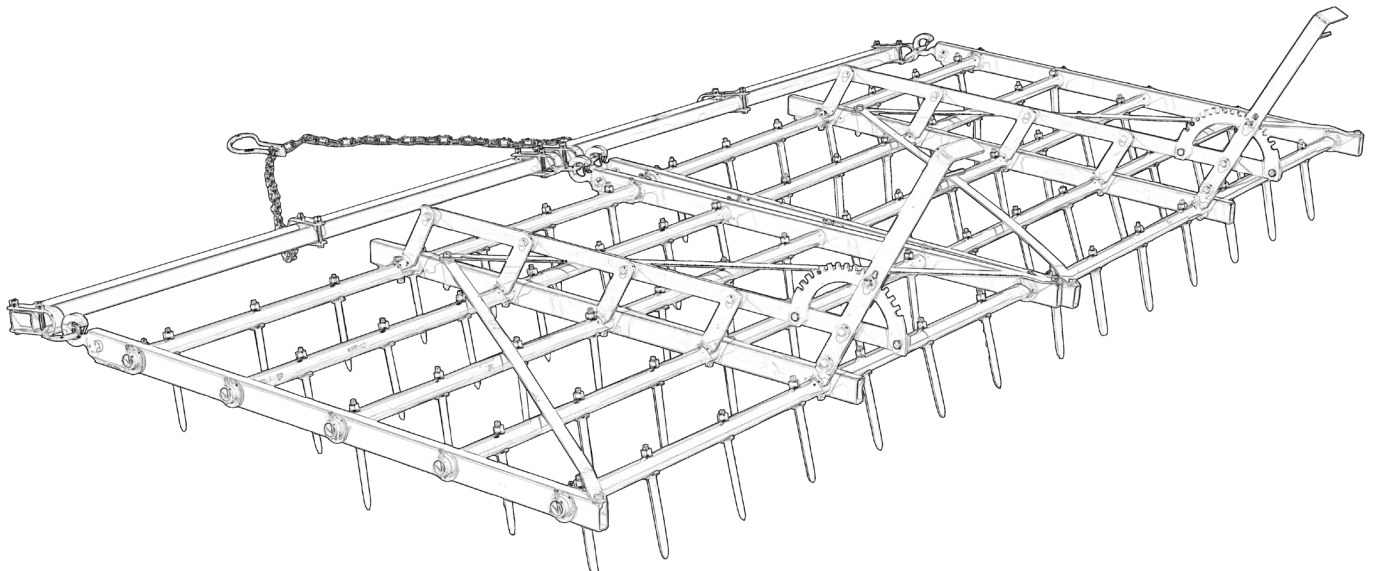
Directions: From Mt. Hope 3 miles straight north (241 to 77), 1 mile west on Salt Creek Rd.



Spike Tooth Harrow – #3910

Excellent for seedbed preparation. Straight sides to eliminate the problem of catching gate post and fence line posts when harrowing edges. Replaceable spikes.

NEW Spike Harrows		
3903	3' Spike Harrow with Chain Assembly	709.55
3905	5' Spike Harrow with Chain Assembly	776.25
3906	6' Spike Harrow with Chain Assembly	809.60
3910	10' Spike Harrow - 2, 5' Sections with Drawbar, Chain, Clevis	1537.55
3912	12' Spike Harrow - 2, 6' Sections with Drawbar, Chain, Clevis	1604.25
3915	15' Spike Harrow - 3, 5' Sections with Drawbar, Chain, Clevis	2300.00
3918	18' Spike Harrow - 3, 6' Sections with Drawbar, Chain, Clevis	2403.50



3924	12' Drawbar with Twisted Clevis & Chain for 2 Sections	235.75
------	--	--------



3955	Harrow Spike	4.54
------	--------------	------



3948	Tilt Bracket	25.30
------	--------------	-------




3930	Twisted Clevis	19.55
------	----------------	-------

See More info on page 70

Hobi 4' Flip Over Disc. #6003

This disc flips over on the wheels to transport. The tongue may be removed for storage.



Hobi Disc. & Equipment		
6003	Hobi Disc.	943.00

BMC Pendulum Spreader & Seeder

The BMC 300 Spreader Seeder is accurate enough to seed your alfalfa or pasture and will also spread all kinds of fertilizer, humates, rock phosphates, even lime. Holds 500 lbs, has many different spreader patterns.



BMC Fertilizer Spreader		
BMC-300	3PT Spreader	3231.50
ST-BMC-300	Trailer Spreader	5387.75
LT-BMC-300	Long Tongue Spreader	5474.00

Iris USA Spreaders

These are 3 pt. spreaders mounted on a ground driven gear. A very economical way to spread fertilizer on your organic or conventional crops or pasture. Many different styles to choose from.

KS 300 Series Spreader



The Powder Painted Fertilizer Spreader

- KS-300
- The Spreading angle can be adjusted The edge of the hopper is rounded to prevent damage by outside impact
- Stainless Steel vanes and disk
- Capacity: 500 lbs.

Plastic Fertilizer Spreader

- KS-300P
- Yellow hopper makes rust free and visible Inside
- The spreading angle can be adjusted
- Stainless steel vanes, disk and prevention plate
- Capacity: 500 lbs.

Stainless Fertilizer Spreader

- KS-300S
- Stainless Steel hopper, vanes, disk and prevention plates
- The edge of the hopper is rounded to prevent damage by outside impact
- The spreading angle can be adjusted
- Capacity: 500 lbs.

2 Wheel Ground Drive Trailer

- Replaces the #7 or #9 mower gear setup
- Steel wheels with Cleats
- Long tongue or short tongue
- Three different style cones: steel, poly or stainless steel
- Pulls easier than mower gear



Iris USA Spreaders		
ST-KS-300	Steel Spreader Trailer	3036.00
LT-KS-300	Steel Spreader, Long Tongue (w/Guard)	3122.25
ST-KS-300P	Plastic Spreader Trailer	3128.00
LT-KS-300P	Plastic Spreader, Long Tongue (w/Guard)	3214.25
ST-KS-300S	Stainless Spreader Trailer	3266.00
LT-KS-300S	Stainless Spreader, Long Tongue (w/Guard)	3352.25
KS-300	Powder-Coated Steel 3-Point Hitch Spreader	908.50
KS-300P	Plastic 3-Point Hitch Spreader	1000.50
KS-300S	Stainless Steel 3-Point Hitch Spreader	1138.50
IE 100 S/C	12V DC Fertilizer Spreader	1161.50
KSAIR	Air Cleat Tires	ADD 126.50

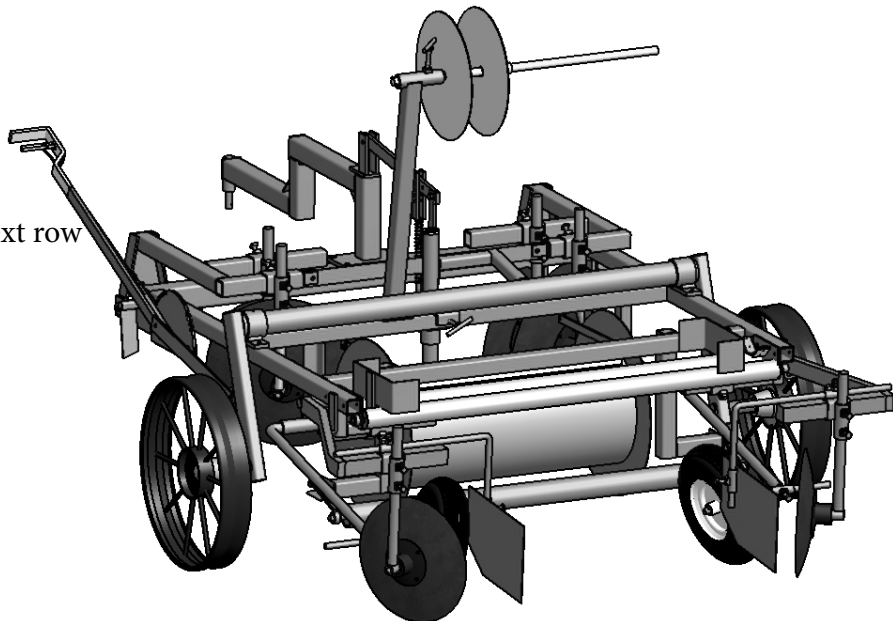
See More info on page 71

Ultimate Finish Plastic Layer


This machine forms a raised bed with large discs up front that are floating, then a roller with sides to shape and firm the bed. This unique design has many advantages, and is a new revolution in the produce field!

Features

- Pulls easily with 2 horses
- Minimum side drifting
- Makes a firm bed with choice of depth
- Covers edge of plastic well with floating discs
- Drip tube can be lowered into the ground
- Row markers slide into tube, "out of the way"
- Goose neck tongue for easy turn around to the next row
- Drip attachment with brake
- Flat free press wheels will not go flat
- Choice of Steel or Air Transport Wheels

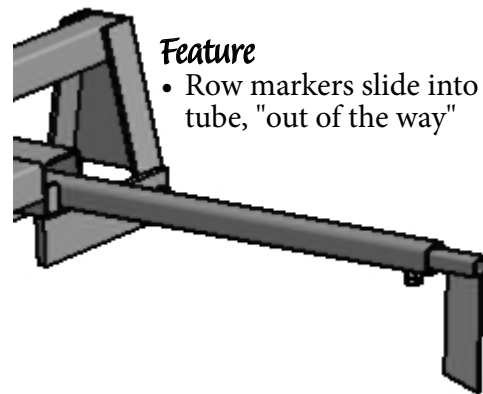


Plastic Layer			
1745	Ultimate Finish Plastic Layer with Drip	850 lbs.	4134.25
1746	3 Point Ultimate Layer with Drip	780 lbs.	3812.25



Feature

- Goose neck tongue for easy turn around to the next row



Feature

- Row markers slide into tube, "out of the way"

Plastic Layer / Options			
1750	Side Wind Jack (15" travel)		55.20
1775	Plastic Roll Carrier	Set	101.20
1779	Shovel Holder		32.20
1782	Double Drip attachment (Tube & Bracket)		117.30

See More info on page 72

Attachments for #1745 Ultimate Finish Plastic Layer

#1790 SS Ultimate Fertilizer Attachment

- Mounts on the gooseneck tongue and drops fertilizer in under the plastic
- Auger drives off of main roll and goes out of gear when lifted at end of row
- Easy to adjust pounds per acre fertilizer application



Jack not included

Fertilizer Attachment for 1745 Ultimate Plastic Layer		
1790	SS Ultimate Fertilizer Attachment (Pull Type)	1753.75
1792	SS Ultimate Fertilizer Attachment (3 Point)	1811.25

Hogback Transplanter #1802

Planting with a transplanter gives a better stand than planting by hand. Use fertilizer in transplant water for a healthy start in the field. This planter is designed to make a 160° turn around into your next plastic row.

Hogback Transplanter		
1801	Transplanter with 110 Gal. Tank & 1 Planter Wheel	3749.00
1802	Transplanter with 150 Gal. Tank & 1 Planter Wheel	3806.50
1803	Transplanter with 110 Gal. Tank & 3 Point on Air	3524.75
1809	Transplanter with 150 Gal. H.P. 3 Point on Air	3582.25



FEATURES:

- Pulls with regular forecart • Gooseneck tongue allows over 90° turns •
 - Water wheel controlled from planter seats •
 - Water shut off controlled from planter seats •
 - Pull 3 pins and you have a 3 point planter •
- Steel or rubber wheels • Trays slide to planter • 24 tray capacity •
 - Water flow valve • Optional 110 or 150 gallon water tank •
- Plants 1 or 2 rows at a time • Bottom racks act as fenders for wheels •
 - Seat height adjusts from driver seat with turn buckle •
 - Turn buckle helps for easy & fast unhooking from forecart •
 - Adjustable planting depth from planter seats •

See More info on page 71

Transplanter / Options		
1807	Extra Planter Wheels ((size 6", 9", 12", 15", 18", 24", 30", 36"))	228.85
1806	Double Seat Unit for Transplanter	948.75


1806 Double Seat unit for Transplanter

Extra seats on wheels behind other seats for faster planting. Folds up for storage.



1901 Onion Hole Puncher with 4 Spike Wheels

24" wheel 3-1/2 tall spike 7" Spacing



Onion Hole Puncher		
1900	Onion Hole Puncher with 3 Wheel	529.00
1901	Onion Hole Puncher with 4 Wheel	667.00
1902	Onion Spike Wheel	138.00

#1098 Steering Draft Forecart

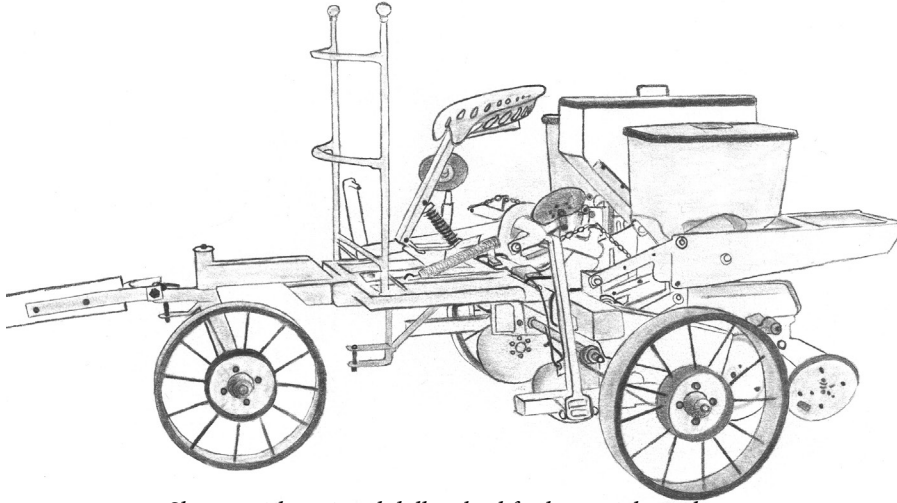
Use Foot Peddles for HillSides and at the end of the rows



Draft Steering Forecart		
1098	Heavy Duty Foot Pedal Steering Forecart with Implement Seat & Steel Wheels	1771.00
1099	Heavy Duty Foot Pedal Steering Forecart Complete w/ raised steel tongue, guard	2150.50

Two Row Corn Planter #0700 (w/out Insecticide Units)

Row spacing from 30"-36". Owner's Manual included with each planter.



Shown with optional dolly wheel for less weight on horses.

Features

- Built with JD 7000 plateless units
- Units completely repowered to like new condition
- Units precision tested to plant 96% or better with any size corn kernel
- Row width from 30"-36"
- Kernel spacing from 6.4"-9.2"
- 5 Speed transmission
- Platform-guard and seat up front
- Handle with strong spring for lifting of units
- Disc row markers
- Steel wheels
- Wooden tongue

Corn Planter		
0700	2 Row Corn Planter w/out Insecticide Units	5629.25
0701	2 Row Corn Planter w/working Insecticide Units	5744.25
0702	2 Row 6' Pumpkin Planter w/ Markers	6411.25
0702-3	3 Row Corn Planter W/Manuel Lift & Markers	6795.00
0703	3 Row No Till	Ask
0704	4 Row Corn Planter w/out Insecticide Units	9430.00
0705	3Pt. 2 Row Corn Planter w/out Markers	5347.50

Corn Planter / Options		
0712	25 Ga. Liquid Fertilizer Unit with Squeeze Pump	1144.25
0714	Dry Fertilizer Unit w/ Disc Opener	1006.25
0713	Dry & Liquid Squeeze Combo	2403.50
0719	Corn planter Dolly	557.75
0740	4 Row Markers	787.75
0741	4 Row Dry Fertilizer w/Double Disc Openers	3448.85
0742	4 Row Liquid Fertilizer with Squeeze and Seed Firmers	1483.50
0743	4 Row Combo Dry & Liquid Fertilizer	5530.35
0716	Special Unit for Pumpkins	339.25
0717	Soybean or Sorghum Brush Meter	207.00
0718	Soybean Cup Meters	132.25
0720	Sorghum Cup Meter	132.25
0750	Graphite (1lb)	9.20

Sprayer #5007

The sprayer on this page is a 2 horse with many choices. Pick out what fits your needs. If you want something different, let us know.

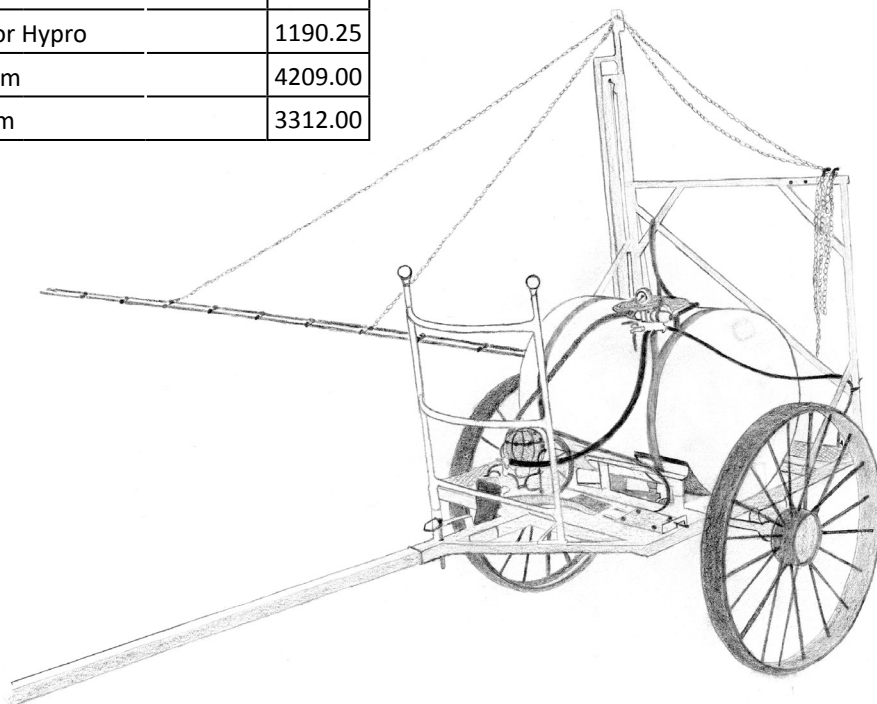
Features

- Hypro Roller Pump 100 PSI Max and 22 GPM
- P48 Comet Diaphragm Pump 300 PSI Max and 13.7 GPM
- GX160 Motor 5.5 HP
- Reg. Boom is an 8' boom on each side. Use to spray field crops.
- Extenda Boom is an 18' tri fold boom one side only that raises to 7' height by a small winch. You can lock boom at any height from 22" to 7'. This fits the need for staked tomatoes, sweet corn, etc. as well as low crops such as melons etc.

Regular Boom Sprayers		
5015	100 Gal. Hypro Reg. 8' Boom No/Motor	3375.25
5017	100 Gal. Hypro GX160 Honda Reg. 8' Boom	3720.25
5019	100 Gal. Hypro GX160 Boomless Jet	3409.75
5022	100 Gal. Ground Driven Reg. 8' Boom	3622.50
5025	100 Gal. Hypro 3 Point Reg. 8' Boom	2846.25
Xtenda Boom Sprayers		
5000	100 Gal. Hypro No Motor 18' Xtenda Boom	3812.25
5001	100 Gal. Hypro Ground Driven 18' Xtenda Boom	4059.50
5003	100 Gal. Hypro GX160 Honda 18' Xtenda Boom	4157.25
5005	100 Gal. Comet GX160 Honda 18' Xtenda Boom	5060.00
5007	100 Gal. Comet No Motor 18' Xtenda Boom	4715.00
5020	Xtenda Boom to Fit on Yoder Sprayer for Comet	1213.25
5021	Xtenda Boom to Fit on Yoder Sprayer for Hypro	1190.25
5023	100 Gal. Comet 3 Point 18' Xtenda Boom	4209.00
5024	100 Gal. Hypro 3 Point 18' Xtenda Boom	3312.00

Options

- Optional 10' Reg booms. Add 46.00
- Optional 1-1/2 Heavy Axle. Add 175.00



Sprayer / Options		
5050	1/4 x 11/16" Individual Valves with Nozzle Body (Brass)	14.37
TJ60	Blue Stainless Steel Tip (Double Fan)	12.65

Sprayer Hose on page 76

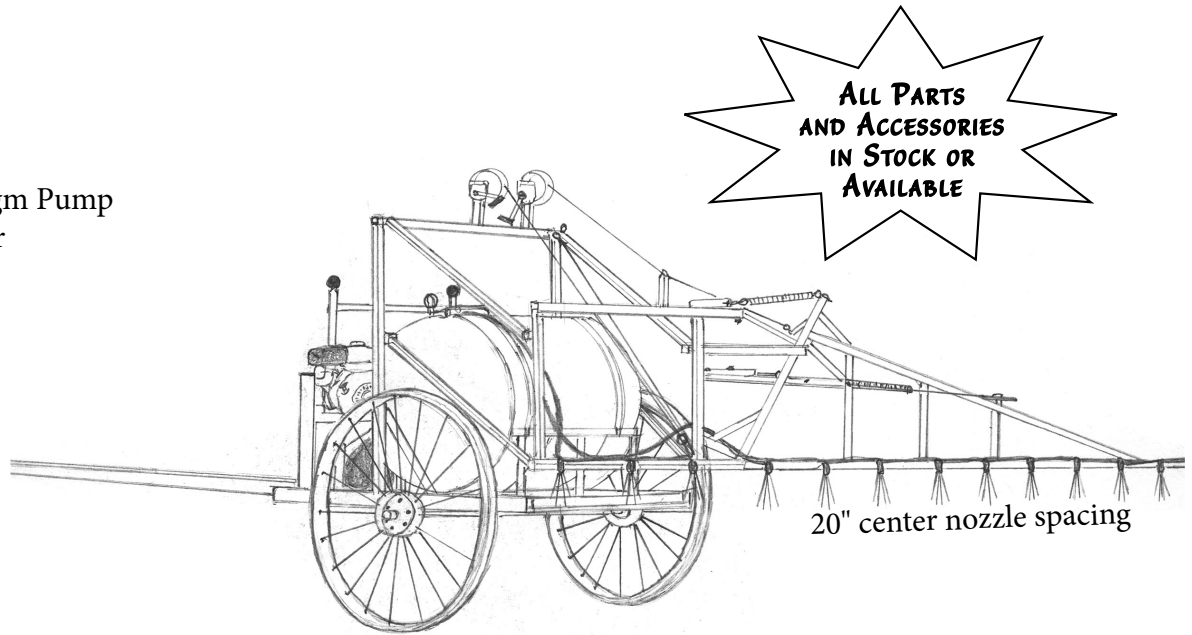
See More info on page 74, 75

E-Z Position Sprayer #7006

110 gallon user-friendly designed sprayer. Boom extends 18 feet out with winch while standing on sprayer. Then boom can be lifted with second winch. You can set boom at any height from 22" to 7'. Also comes with quick change nozzle bodies with diaphragm check valves in body. Optional: Individual shutoff for quick change nozzle bodies.


Features

- Hypro Roller Pump
- P48 Comet Diaphragm Pump
- GX160 5.5 HP Motor
- Steel Tongue
- Guard



EZ Position Sprayer		
7001	E-Z Position, 100 Gal. Hypro, No Motor	5648.80
7003	100 Gal. Hypro GX160	5993.80
7004	100 Gal. Comet, No Motor	6543.50
7006	100 Gal. Comet GX160	6888.50

EZ Position Sprayer / Options		
58140-NYB	Individual Shutoff (Quick Change) (Plastic)	8.05
TJ60	Blue Stainless Steel Tip (Double Fan)	12.65
7010	Rinse Tank Assembly	368.00



Winch #DL600A

Winch #DL1200

Features

- Made in USA
- Boat winch
- Martins box winch
- Round bale carrier winch
- Sprayer boom winch
- Many other sizes and style's available

#2320 Gauge

From 100 PSI. to 6000 PSI.



Features


- 2 1/2" liquid filled pressure gauges
- Bottom mounted 1/4 mpt
- Many sizes available

Sprayer Hose on page 76

See More info on page 74, 75

Double EZ Position Sprayer		
7500	300 Gal. 9202 Hypro Gx 160 Double EZ Position Trailer Sprayer on steel wheel	10002.70

See More info on page 74, 75




Sprayer Hose on page 76

Orchard Sprayer #5066

A one man sprayer w/25 gallon water supply. Use to spray fertilizer or insecticide on strawberries, raspberries, blueberries, fruit trees, or other produce. Booms available on special request to spray blackberry or staked tomatoes. Priced with flat free wheels w/50' hose and gun.

Features

- Flat Free Tires
- Comet MP20
- Hypro 6500
- GX160 Motor 5.5 HP
- 50' Gun & Hose




Options

- Steel wheels

See More info on page 74, 75

Orchard Sprayer		
5067	25 Gal. Orchard Sprayer Hypro Honda GX160	1748.00
5066	25 Gal. Orchard/Comet MP20 - Honda GX160	2332.20

Pet Pete #2000 Plastic Lifter Wrapper



A user friendly way to eliminate the pet peeve of taking up plastic mulch. Quickly takes up plastic in mid-season to plant cover crops immediately after a crop. Two large Coulter blades cut vines and weeds along edge of plastic as they lift the edge to guide it to the wrapper. The wrapper is ground driven by a loose V belt that can be manually adjusted with a lever. When the roll gets large the belt needs to be set a little tighter. Wrapper is easy to unload at any time by pulling sideways on the roll. Designed to save you time and handling used plastic easier.

Features


- Adjustable 18" Flat coulters
- Collapsible reel

Plastic Lifter - Wrapper			
2000	Pet Pete Plastic Lifter - Wrapper w/Steel Wheels	650 lbs.	2823.25
2001	Double Drive Plastic Lifter - Wrapper w/ Steel Wheels		3858.25
2002	3Pt Pet Pete Plastic Lifter - Wrapper, On Air)		3110.75

#2010 Bed Spreader Attachment for Pet Pete

An attachment for your Pet Pete that will spread your raised beds after lifting the Plastic , making the field ready for cover crops planting.

Plastic Lifter / Attachments		
2010	Bed Spreader Attachment	799.25
2012	V Drag	287.50




Pet Pete #2012 V Drag

Pull the V Drag behind the bed spreader Attachment for a very flat surface.



See More info on page 73



SHOWN WITH
OPTIONAL
ROLL SHIELDS

2 Horse Cultivator			
8010	2 Row Gravity Liquid Fertilizer Att. with 50 Gal. Tank		707.25
8012	Spray Unit Fits on I & J Cultivator without Motor or Tank		805.00
8013	Tank Saddle Mount Bracket (25 or 50 Gal.) w/Straps Per Set		247.25
8015	Roll Shields to Cultivate Small Plants/Row		164.45
8019	Miller Repair 2 Row Cultivator with Seat, Steel Wheel	Net	3421.25
8020	Miller Repair 2 Row Cultivator with Seat, Air Tire	Net	3340.75
8023	Produce Bar w/ Extra Wheel	Net	345.00

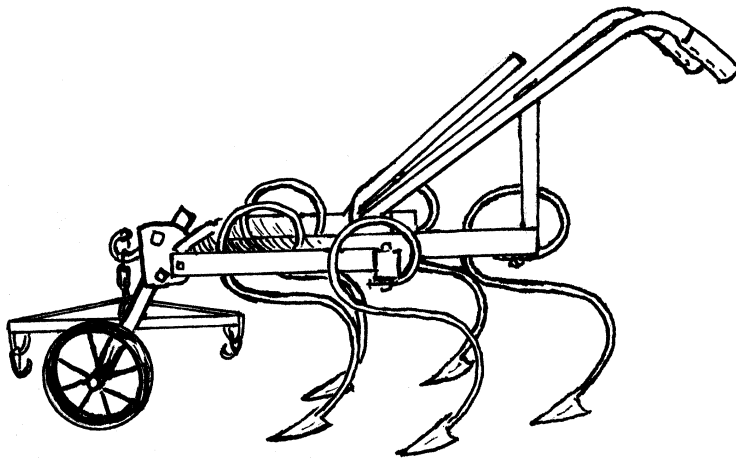
One Horse Cultivator #3203

This Cultivator does a better job with less effort than most 1 horse cultivators. Parts in stock. Cultivator includes a narrow singletree complete with steel wheel or flat free rubber wheel.

Make Your Selection

- Chain Hook Singletree
OR Tug Hook Singletree

If no Singletree is selected you will receive a Chain Hook



1 Horse Cultivator		
3200	7 Tine 1 Row, Riding Cultivator w/ Shaft	1322.50
3201	5 Tine with Flat Free Wheel & Singletree	557.75
3202	7 Tine with Flat Free Wheel & Singletree	615.25
3203	5 Tine with Steel Wheel & Singletree	586.50
3204	7 Tine with Steel Wheel & Singletree	644.00

S-TINE & Parts on page 61, 76

1 Ton Dual auto steer wagon gear
For you're produce fields.

Shown with Optional

- #3011 Spring (Bolster) Set of 4



1 Ton, Dual Auto Steer Wagon Gear		
0080	1 Ton Dual Auto Steer Wagon Gear, with Air Tires 5.30 x 12"	2306.90
0081	1 Ton Dual Auto Steer Wagon Gear, 24" Steel Wheel	2122.90

Bucket Washer #3138



Options & Accessories

- GX160 Honda Motor
- 3/4 HP Elector Motor


Bucket Washer		
3138	Bucket Washer w/out motor	816.50

Bucket Washer / Options		
3118	5.5 HP Honda Motor GX160	431.25
3119	3/4 HP Electric Motor	368.00

See More info on page 77

E-SEE CLEAN / Produce Washer

The E-See Clean Produce Washer Is Completely Redesigned to wash even your most fragile Produce like ZUCCHINI. No more plates between any brushes for your produce to hook up to. Lined with white plastic for easy cleaning. Comes with two Top Brushes to Clean even your dirtiest produce in one Pass.



FEATURES:

- Made with clear side so you can see what you are washing.
- Has two adjustable top brushes to help clean your produce faster.
- Infeed end adjusts easily (up and down) for different types of vegetables.
- Has drying brushes w/flicker bar on outlet end to help dry and polish your vegetables as they exit the washer.
- Has all SS Bearing & Shaft for longer life.
- All Brushes Adjacent with no more plates for your vegetables to hang up on.

E-SEE CLEAN / Produce Washers		
2020	E-SEE CLEAN / Produce Washer	8843.50


E-SEE CLEAN / Options		
2030	Jackshaft Assm.	281.75
2031	Electric Motor Mount	215.05
2032	Drying Fan Assm. / Belt Drive (driven from jackshaft)	575.00
2033	Drying Fan Assm. With Electric Motor	661.25
3119	3/4 HP Electric Motor	368.00

#3112 5" Round Table

produce sorting table can be set up for a electric power or run of off your washer.



Round Table



Sorting Conveyor

Round Table		
3112	5' Round Table 16" or 24"	1178.75
3116	5' Round Table with Electric Motor 16" or 24"	1679.00
3152	8' x 24" Sorting Conveyor	2127.50

Round Table / Options		
3115	1/10 HP / RG Motor (Reduction Gear Motor)	621.00

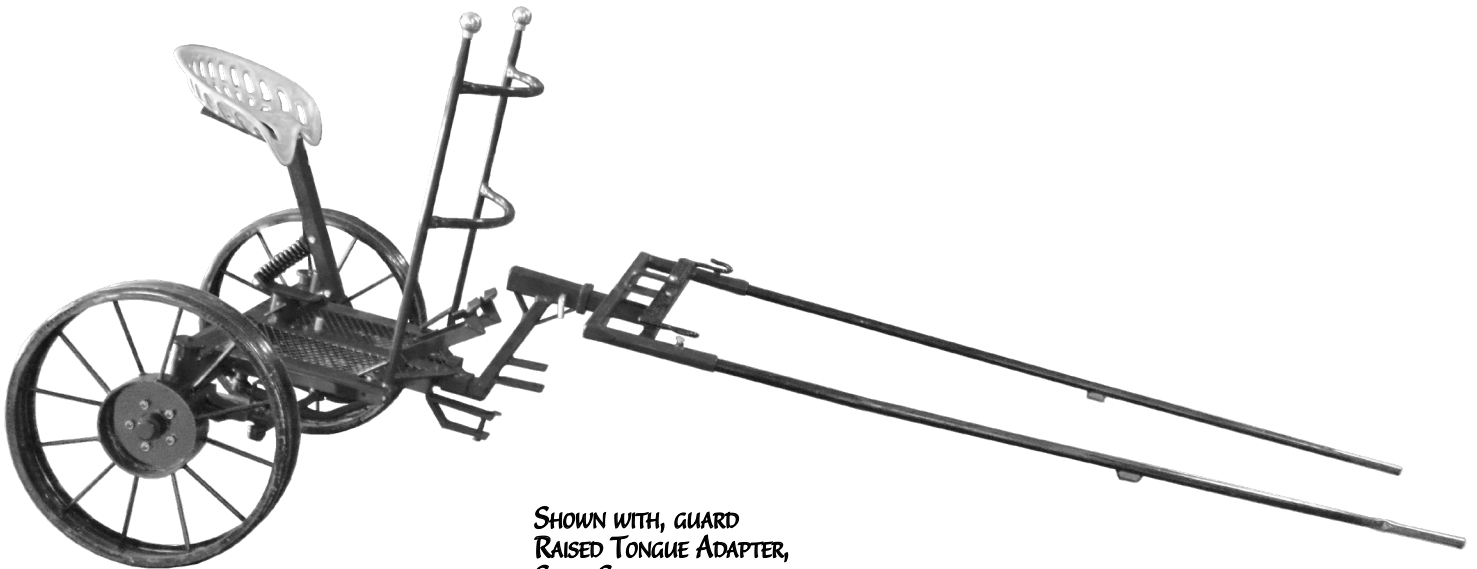
See More info on page 77

Draft Forecart #1101

A very popular cart with all the needed features to do most anything.

Features

- Powder coated for weather wear
- Well balanced



SHOWN WITH, GUARD
RAISED TONGUE ADAPTER,
STEEL SHAFTS

Complete Draft Forecart Package		
1100	Draft Forecart Complete, Seat, Steel Wheels, Guard, Tongue	1204.05
1100R	Draft Forecart Complete, Seat, Steel Wheels, Guard, Raised Tongue Adaptor, Steel Tongue	1404.15
1109	Heavy Duty Forecart Complete, Seat, Steel Wheels, Guard, Tongue	1311.00
1109R	Heavy Duty Forecart Complete, Seat, Steel Wheels, Guard, Raised Tongue Adaptor, Steel Tongue	1511.10
1099	Heavy Duty Foot Pedal Steering Forecart Complete w/ raised steel tongue, guard	2150.50
Draft Forecart / no guard or tongue		
1101	Draft Forecart with Implement Seat & New Air Tires	1265.00
1102	Draft Forecart with Implement Seat & Steel Wheels	1000.50
1108	Draft Forecart with Poly Bench Seat New Air Tires	1825.05
1104	Draft Forecart (No Wheels)	770.50
1105	Heavy Duty Forecart with Implement Seat New Air Tires	1371.95
1106	Heavy Duty Forecart with Implement Seat Steel Wheels	1107.45
1107	Heavy Duty Forecart with Implement Seat No Wheels	842.95

Draft Forecart / Options & Accessories		
1110	Mechanical Brakes for Forecart	327.75
1111	Hydraulic Brakes for Forecart	1063.75
1112	Guard with Stainless Steel Knobs for Forecart	100.05
2115	13' 1" Cart Tongue Fitted & Painted (No Hardware)	101.20
1090	(New Style) Raised Tongue Adapter for (Forecart)	170.20
1091	N.S. Shaft Complete (Fit 1090 Raised Tongue Adapter) (Forecart)	299.00
1092	Steel Tongue (Fits 1090 Raised Tongue Adapter) (Forecart)	143.75
1093	3 Horse Z Shift (For N.S. raised tongue adapter)	88.55
1094	10" Tongue Extension	51.75
2108	Draft Tongue Cap with Bolts	17.25
2303	Hold Back Strap (Nylon) (Set)	23.00
1095	Forecart Drawbar Extension	46.00
1096	Cup Holder / Forecart	28.75
1118	Fenders (2) with Bracket	276.00
1123	Whip Socket Brass, Stainless, or Black	10.92
1124	Reese Hitch Receiver	69.00
1125	Reese Ball Mount with 2" balls	46.00
1122	Cart Horse Platform	264.50
1010	Tire Stripped and Bolted on Steel Wheel 24" - 26"	Ea. 201.25
1011	New Tire Stripped and Bolted on Steel Wheel 28"	Ea. 201.25
.	.	.
Draft Forecart / Blade Attachment		
1185	EZ Lift Kit W/ 7' Blade	1090.20
Draft Forecart / Blade Attachment Options		
1182	Wings Kit (7' Blade)	316.25
1183	Skid Shoe Kit (7' Blade)	172.50
1180	EZ Blade Lift Only	377.20



Implement Seat #1119
Cast aluminum seat sturdy and comfortable design. Fits most implement brackets.



Blade Options

- Shoes
- Wings



See More info on page 78, 79

Haflinger Forecart w/Bench Seat #1203

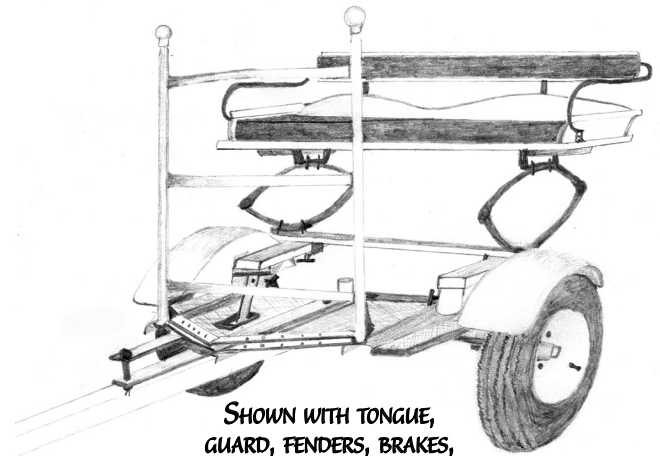
Features

- Powdered coated
- Well balanced

Haflinger Forecart		
1200	Haflinger Forecart with Implement Seat & 5.30/ 12" Tires	970.60
1201	Haflinger Forecart with Implement Seat & 175/80 13" Tires	1009.70
1202	Haflinger Forecart with Implement Seat & 24" Steel Wheels	906.20
1203	Haflinger Forecart with Poly Bench Seat & 5.30 x 12" Tires	1530.65
1225	Haflinger Forecart with Poly Bench Seat with 175/80 13" Tires	1569.75

Options & Accessories

- Flat Free wheels
- Pneumatic wheels
- Brakes
- Fenders
- Bench seat
- Tongue
- Medium horse shafts




**SHOWN WITH TONGUE,
GUARD, FENDERS, BRAKES,
AND OPTIONAL BENCH SEAT
AND CUSHION SET!**

Haflinger Forecart / Options & Accessories		
1205	Mechanical Brakes for Haflinger Forecart	313.95
1206	Hydraulic Brakes for Haflinger Forecart	787.75
1207	Guard with Stainless Steel Knobs for Haflinger Forecart	89.70
1090	(New Style) Raised Tongue Adapter for (Forecart)	170.20
1091	N.S. Shaft Complete (Fit 1090 Raised Tongue Adapter) (Forecart)	299.00
1092	Steel Tongue (Fits 1090 Raised Tongue Adapter) (Forecart)	143.75
2118	Standardbred & Haflinger Forecart Tongue (Fitted & Painted)(No Hardware)	100.05
0127	Tongue Cap (Haflinger)	17.25
1212	Fenders for Haflinger Forecart	276.00
2618	570-12 White Wheel 4 on 4 Lug 20" Flat Free Wheel (Forecart)	217.35
1010	Tire Stripped and Bolted on Steel Wheel 24" - 26" Ea.	201.25

Pony Forecart #1325

A light forecart with increasing popularity for pony or small size horse. Comes with wheels, seat bracket and implement seat.


Pony Forecart		
1325	Pony Forecart on Air with Fixed Hub 16" OD Wheel with Implement Seat	759.00
1328	Pony Forecart on Steel with Fixed Hub 16" OD Wheel with Implement Seat	775.10
1330	Pony Forecart on Flat Free 16" OD Wheel with Implement Seat	856.75
1335	Pony Forecart on Air with Fixed Hub with Bench Seat	1056.85
1339	Pony Forecart on Steel with Fixed Hub with Bench Seat	1114.35
1337	Pony Forecart on Flat Free with Fixed Hub with Bench Seat	1198.30



Pony Forecart / Options & Accessories		
1350	Mechanical Brakes for Pony Forecart	224.25
1354	Guard with Stainless Knobs for Pony Forecart	78.20
1357	Shafts Pony with Singletree (64"	241.50
1358	Shafts Mini with Singletree (52"	207.00
1309	Medium Horse Shaft for Pony Cart with Singletree	287.50
2143	Pony Tongue Fitted & Painted with Cap	89.70
2153	Mini Tongue Fitted & Painted with Cap (Forecart)	89.70
1360	Tongue Cap for Pony	12.65
1368	Fenders for Pony (Set)	247.25

Model 450 (Torsion Wagon)

Fehr 450 1 Ton Gear		
F450	Fehr 1 Ton Spring Torsion Wagon Gear	2645.00



What's included with my gear?

Bare gear without wheels or shaft or brakes as shown below.
(Gear shown with disc brakes, but not included.)



Optional: Stops for Torsions

Shaft Options:

Fibreglass Shafts



Steel Shafts

Fehr 1 Ton Gear / Options		
F10-400	Fehr Fiberglass Shaft	690.00
F10-420	Fehr Steel Shaft	563.50
F10-9010	Steel Wheels (set of 4) 4 x 24	368.00
F10-2806	Air Tires (set of 4) 5.30 x 12 x 20" O.D. (4 Bolt Pony) (1 Ton)	552.00
F10-2807	Air Tires (set of 4) 1.75 / 80 x 13" 22 O.D. (4 Bolt Pony) (1 Ton)	690.00

Brake Options:

- Disc Brakes
- Hydraulic Drum Brakes
- Cable Drum Brakes

Fehr Spring Torsion Buggy Gears



Spindle Options

- PA Long Hub
- PA Flush Hub
- CMS
- Canadian

Fehr Buggy Gear		
F350	Fehr Buggy Gear with Fifth Wheel	2012.50
F250	Fehr Buggy Gear with Auto Steer	2300.00

Fehr Buggy Gear / Options		
F10-400	Fehr Fiberglass Shaft	690.00
F10-420	Fehr Steel Shaft	563.50

Wheel Options

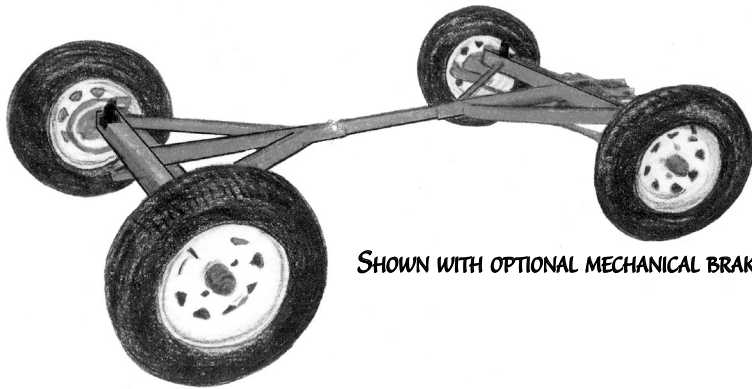
- Wood
- Fiberglass
- Steel

Buggy Box Mouning Options

- Rubber Mount
- Buggy Bumper
- Airbag
- Spring
- Half Elliptic

1 Ton / One Horse Wagon Gear #0101

This gear is light enough for a single horse or 2 small horses. For multiple purposes as a utility wagon or covered wagon gear. With a large variety of options.



SHOWN WITH OPTIONAL MECHANICAL BRAKES!



Features

- 1 ton capacity
- Powder Coated for weather wear
- Heavy = Tapered roller bearing hub
- Heavy duty reinforced spindles
- Grease fittings at all important pivot points
- Behind the axle auto type steering
- Adjustable tie rod
- 4' or 6' coupling pole (4' standard)
- Tread Width 47 3/8"


1 Ton, 1 Horse Wagon Gear		
0101	1 Ton Wagon Gear, Air Tires 5.30 x 12"	1713.50
0102	1 Ton Wagon Gear, 24" Steel Wheel	1534.10
0104	1 Ton Wagon Gear, 24" Wooden Wheel, 1-1/4" #2 Hub with steel	2714.00
0105	1 Ton Wagon Gear, 24" Wooden Wheel with Rubber	3444.25
0106	1 Ton Wagon Gear, 28" Wooden Wheel, #2 Hub with Steel	2714.00
0107	1 Ton Wagon Gear without Wheels for 20 & 24" s/w	1236.25
0108	1 Ton Wagon Gear, 175. 80 x 13" Air tires	1857.25

See Page 20 For

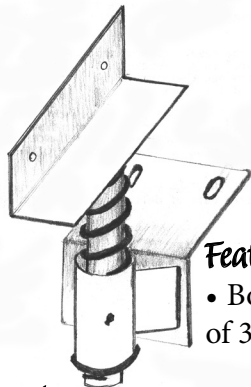
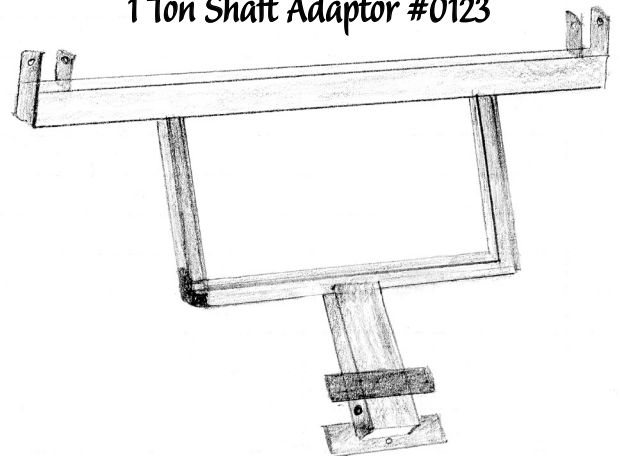
1 Ton Dual auto steer wagon gear
For you're produce fields.

1 Ton, 1- Horse / Options & Accessories		
0112	Mechanical Brakes (without pedal)	279.45
0113	Hydraulic Brakes on rear axle, no pedal	557.75
0111	Hydraulic Brakes on all 4 wheels, no pedal	1115.50
0114	Hydraulic Brake Pedal with Master Cylinder	179.40
0115	Plumbing Kit with lock valve (1 Ton)	77.05
0118	Brake Pedal	79.35
0119	Locking Brake Pedal	106.95
0116	Brake Lever & Lock	106.95
0120	Connecting Cable & Clamps (1 Ton)	25.30
2119	1 Ton Wagon Tongue 11' Painted with Hardware	152.95
0121	Steel Tractor Tongue	103.50
0122-S	Shaft Steel (1 Ton)	276.00
0123	Shaft Adaptor (for Wooden or Steel Shafts) (1 Ton) 22 lbs.	106.95
2303	Hold Back Strap (Nylon) (Set)	23.00
3011	Spring (Bolster) 1 Ton (Set of 4) 7 lbs. Ea.	178.25
3011-H	Spring (Bolster) 1 Ton (Set of 4) w/ Hvy Coil	201.25
0131	Beam Standard (Set of 4)	69.00
1010	Tire Stripped and Bolted on Steel Wheel 24" - 26" Ea.	201.25
0290	Torsion Axle on 1 Ton Gear Add	874.00
0291	Mechanical Brakes on 1 Ton Torsion Axle Gear	304.75

1 Ton Tongue Adaptor #0126



1 Ton Shaft Adaptor #0123




Features

- Bolt on bolster spring w/options of 3 different strength springs

1 Ton Bolster Spring #3011

**One Ton Gear #0101
Trail Wagon Bed #0136**



SHOWN WITH OPTIONAL SHAFT!

Features


- Build to fit our 1 ton gear
- Powder coated black hardware
- Made with dry poplar wood
- Cushioned seats
- Choose your color: Red, Dark Green, Light Stained, Dark. Stained
- Standard Size 56" x 108"

**ALL PARTS
AND ACCESSORIES
IN STOCK OR
AVAILABLE**

1 Ton, 1 - Horse Wagon Beds		
0128-F	Fiberglass Bed with uprights	1259.25
0128	56 x 110" Bed with uprights painted	1495.00
0135	Utility Bed	2098.75
0136	Trail Wagon Bed with Retractable Steps	2794.50
0137	Trail Wagon Supreme - Bed	3375.25
0010	Painted Coach - Bed (2 Seats) (1 Ton)	2185.00
0011	Painted Coach - Bed (3 Seats) (1 Ton)	2328.75

**One Ton Gear w/Wooden Wheels #0104
(Utility Bed #0135)**

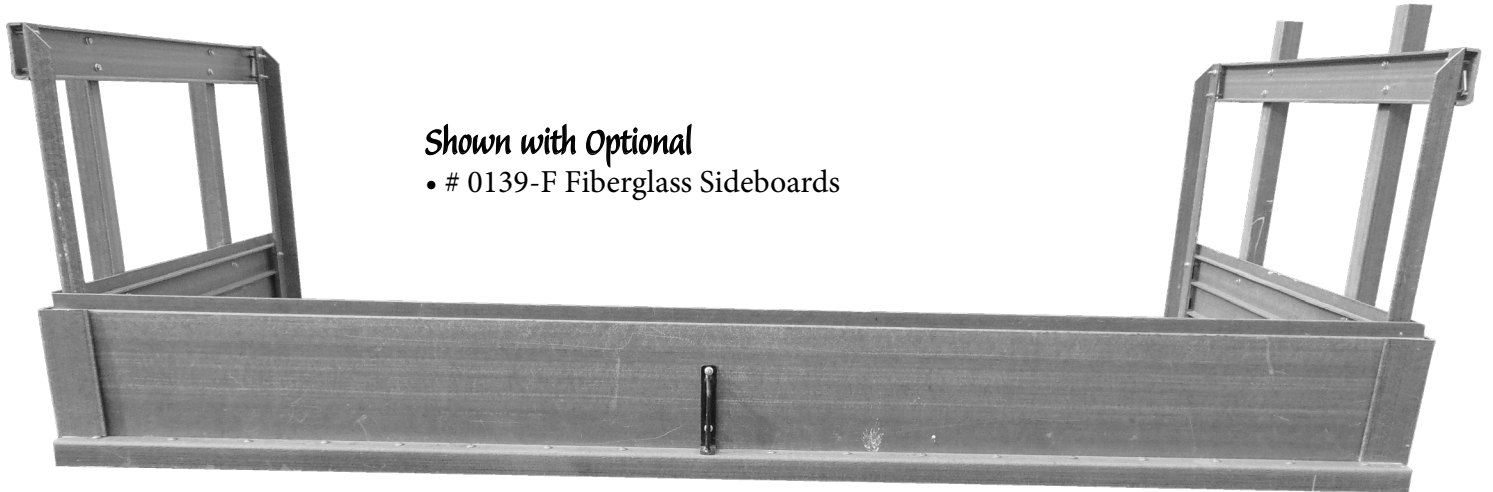
Seat removes easily by lifting up. No bolts need to be removed



SHOWN WITH OPTIONAL WOODEN
SHAFTS, BRAKES, AND SPRINGS!

One Ton Fiberglass Bed with Uprights #0128-F

28" Beam Width



Shown with Optional
 • # 0139-F Fiberglass Sideboards


1 Ton, 1 - Horse Bed / Options		
0141	Cushions for Trail Wagon, Rear Bench Seats	316.25
0142	Cushions for Trail Wagon Supreme, Rear Bench Seats	316.25
0316	Light Package (Includes) 2 = 2 way LED Lights & 1 = LED Strobe Lights	396.75
0145	Canvas Top for Trail Wagon Installed No Curtain	1144.25
0146	Canvas Top for Trail Wagon Supreme Installed No Curtain	1144.25
0132	56 x 110" Bed (Flat Bed Only)	954.50
0129	Large Uprights	Ea. 172.50
0130	Small Uprights	Ea. 149.50
1162	Poly Bench Seat for Wooden Wagon Bed	569.25
1163	Poly Bench Seat for Fiberglass Wagon Bed	626.75
0133	Box Seat (For Flatbed 0128) No Cushion (Wooden)	299.00
0139	Sideboards	Ea. 46.00
0139-F	Fiberglass Sideboards	Ea. 48.30
0134	Running Boards	Ea. 28.75
0140	Running Board Brackets	Ea. 20.70
0198	Retractable Rear Steps (1 Ton) 25" wide	345.00

3 Ton Gear N.S. (5 Bolt) Auto (N.S. stands for new style)

This is a medium sized gear made with a team of horses in mind but will serve many other purposes for a team of mules or tractor.

Features

- 3 Ton capacity
- Powder coated for weather wear
- 5' or 7' coupling pole
- Tread Width 60"



3 Ton Gears (NS) 5 Bolt Auto (NS stands for New Style)		
0304	3 Ton Gear w/out Wheels	1581.25
0300	3 Ton Gear with Rims, New Tires	2593.25
0301	3 Ton Gear with Rims only	1958.45
0303	3 Ton Gear on 26" Steel Wheels (1/4 x 5 x 26")	2078.05

3 Ton (NS) / Options & Accessories		
0306	Mechanical Brakes (No Pedal) w/ Bolt-On Drums (3 Ton)	327.75
0307	Hydraulic Brake (No Pedal) (3 Ton)	891.25
0300H	Hydraulic Brakes on all 4 (No Pedal) (3 Ton)	1782.50
0114	Hydraulic Brake Pedal with Master Cylinder	179.40
0308	Plumbing Kit with Lock Valve (3 Ton)	80.50
0118	Brake Pedal	79.35
0651	Brake Handle Assembly for Flatbed	121.90
0119	Locking Brake Pedal	106.95
0320	Connecting Cable & Clamps (3 Ton)	25.30
2113	Draft Wagon Tongue 13' Fitted & Painted with Hardware	186.30
2135	Draft Wagon Tongue Adaptor 3, 4 and 6 Ton	57.50
2131	Standard Steel Tractor Tongue 6 or 8 Ton	155.25
3012	Spring (Bolster) 4, 5, 6 Ton (Set of 4)	379.50

See More info on page 84

3 Ton / Beds

3 Ton / BEDS		
0309	3 Ton Hay Rack Bed 6 x 12' with 2 Uprights	1265.00
0309-F	3 Ton Fiberglass Bed 6 x 12' with 2 Uprights	1408.75
0311	3 Ton Trail Wagon Bed 68 x 11"	3248.75
0312	3 Ton Trail Wagon Supreme Bed 12'	3938.75
0313	3 Ton Utility Bed 12'	2558.75
0310-F	Side Board Fiberglass w/ Hinges	Set of 2 270.25

3 Ton Bed / Options & Accessories		
0314	Cushion for Trail Wagon Rear Bench Seat	517.50
0315	Cushion / Trail W Supreme Rear Bench Seat	517.50
0316	Light Package (Includes) 2 = 2 way LED Lights & 1 = LED Strobe Lights	396.75
0375	Rear Bench for Trail wagon Supreme	201.25
0317	Retractable Rear Steps (3 Ton) 32" wide	346.15
0325	Canvas Top for Trail wagon Installed No Curtain (3 Ton)	1247.75
0326	Canvas Top for Trail wagon Supreme Installed No Curtain (3 Ton)	1247.75



N.S. 4 Ton Light Farm Wagon Gear (5 Bolt)

This light farm wagon gear will serve many purposes box bed, livestock bed, flat bed, power unit gear, utility bed, small gravity box, and more.

Features

- 4 Ton Capacity
- Powder coated for weather wear
- 64" Tread Width
- 7' or 9' coupling pole

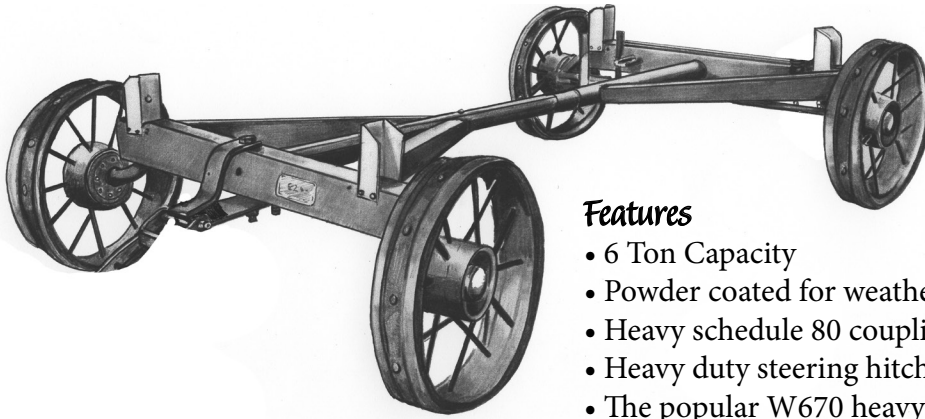
NS Light Farm Wagon Gear (5 bolt) 4 Ton		
0400	4 Ton Gear with 1/4 x 5 x 26 Steel Wheels	2395.45
0401	4 Ton Gear with 15 x 6 Rims Only	2179.25
0402	4 Ton Gear with 15 x 6 Rims with New Tires	2331.05
0403	4 Ton Gear w/ 1/4 x 5 x 28 Steel Wheel	2485.15

NS Light Farm Wagon / Options & Accessories		
0404	Mechanical Brakes (No Pedal) w/ Bolt-on Drum (4 Ton)	327.75
0651	Brake Handle Assembly for Flatbed	121.90
0420	Connecting Cable & Clamps (4 , 6 Ton)	25.30
2113	Draft Wagon Tongue 13' Fitted & Painted with Hardware	186.30
2135	Draft Wagon Tongue Adaptor 3, 4 and 6 Ton	57.50
2131	Standard Steel Tractor Tongue 6 or 8 Ton	155.25
3012	Spring (Bolster) 4, 5, 6 Ton (Set of 4)	379.50

See More info on page 85

6 Ton Heavy Farm Wagon Gear (6 Bolt) #0603

Our 6 ton gear is built for heavy and rugged work and should give you a lifetime of service. Give it a try for your flat or gravity bed.



Features


- 6 Ton Capacity
- Powder coated for weather wear
- Heavy schedule 80 coupling pole (7' standard length)
- Heavy duty steering hitch
- The popular W670 heavy duty hub that uses 342A inner bearing
- Reinforced spindles and spindle arms
- Dirt shields on spindles

6 Ton Heavy Farm Wagon Gear (6 Bolt) (66" Tread Width)		
0600	6 Ton Gear without Wheels 66" Tread Width	1904.40
0601	6 Ton Gear with 15 x 6" Rims 66" Tread Width	2283.90
0602	6 Ton Gear with 16 x 6" Rims 66" Tread Width	2343.70
0603	6 Ton Gear with 1/4 x 5 x 28" 66" Tread Width	2427.65
0604	6 Ton Gear with 1/4 x 6 x 28" 66" Tread Width	2456.40

6 Ton Heavy Farm Wagon Gear (Narrow) (60" Tread Width)		
0600-N	6 Ton Gear without Wheels 60" Tread Width	1904.40
0601-N	6 Ton Gear with 15 x 6" Rims 60" Tread Width	2283.90
0602-N	6 Ton Gear with 16 x 6" Rims 60" Tread Width	2343.70
0603-N	6 Ton Gear with 1/4 x 5 x 28" 60" Tread Width	2427.65
0604-N	6 Ton Gear with 1/4 x 6 x 28" 60" Tread Width	2456.40


6 & 8 Ton / Options & Accessories		
0609	Mechanical Brakes w/Bolt-on Drums (6 Ton)	327.75
0606	Hydraulic Brakes For 6 Ton on Rear (No Pedal)	891.25
0607	Master Cylinder & Pedal for Hyd. Brakes	179.40
0608	Plumbing Kit with Lock Valve (6 Ton)	80.50
0651	Brake Handle Assembly for Flatbed	121.90
0420	Connecting Cable & Clamps (4 , 6 Ton)	25.30
2113	Draft Wagon Tongue 13' Fitted & Painted with Hardware	186.30
2121	Steel Horse/Tractor Combo Tongue (Draft)	310.50
2122	Steel Wagon Tongue	227.70
2135	Draft Wagon Tongue Adaptor 3, 4 and 6 Ton	57.50
2131	Standard Steel Tractor Tongue 6 or 8 Ton	155.25
3012	Spring (Bolster) 4, 5, 6 Ton (Set of 4)	379.50
0621	New 9.5L -15 Implement Tire (Mounted) (does not include Rim)	201.25
0622	New 11L -15 Implement Tire (Mounted) (does not include Rim)	215.05

Bolster Spring #3012



Shown here with steel wheel w/brake drum!

Wooden Tongue Adaptor #2135



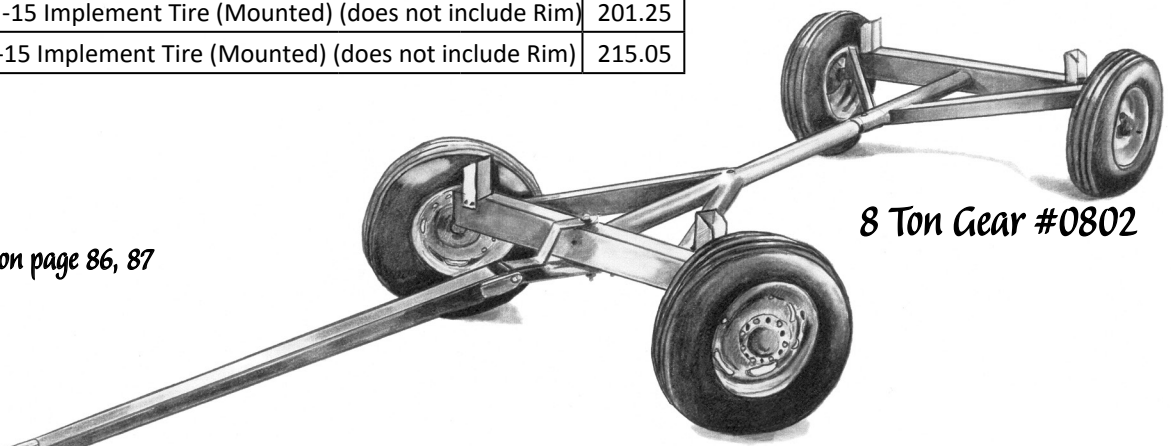
8 Ton Heavy Farm Wagon Gear (6 Bolt)

Our 8 ton gear is built for heavy and rugged work and should give you a lifetime of service. Give it a try for your flat or gravity bed.

8 Ton Gears (come with tractor tongue)		
0801	8 Ton Gear with 15 x 8" Rims Only	2505.85
0802	8 Ton Gear with 15 x 8" Rims & 9.5L Implement Tires	3300.50
0803	8 Ton Gear with 15 x 8" Rims & 11L Implement Tires	3353.40

6 & 8 Ton / Options & Accessories		
0609	Mechanical Brakes w/Bolt-on Drums (6 Ton)	327.75
0606	Hydraulic Brakes For 6 Ton on Rear (No Pedal)	891.25
0607	Master Cylinder & Pedal for Hyd. Brakes	179.40
0608	Plumbing Kit with Lock Valve (6 Ton)	80.50
0651	Brake Handle Assembly for Flatbed	121.90
0420	Connecting Cable & Clamps (4 , 6 Ton)	25.30
2113	Draft Wagon Tongue 13' Fitted & Painted with Hardware	186.30
2121	Steel Horse/Tractor Combo Tongue (Draft)	310.50
2122	Steel Wagon Tongue	227.70
2135	Draft Wagon Tongue Adaptor 3, 4 and 6 Ton	57.50
2131	Standard Steel Tractor Tongue 6 or 8 Ton	155.25
3012	Spring (Bolster) 4, 5, 6 Ton (Set of 4)	379.50
0621	New 9.5L -15 Implement Tire (Mounted) (does not include Rim)	201.25
0622	New 11L -15 Implement Tire (Mounted) (does not include Rim)	215.05

See More info on page 86, 87



8 Ton Gear #0802

7' 6" x 16' Flatbed w/1 Large & 1 Small Upright #0614

The popular flatbed for the small farmer, use it for haying, thrashing, corn picking, or even hayrides, and much more! Durable built and treated with a moisture repellent in it's natural color.



Features

- Oak & poplar construction
- 3" x 8" Beams (standard)
- 1½" Floor Boards
- Small upright fit to side boards to make grain box.


Options & Accessories

- Other sizes available on special order
- Beam spacing 38" outside

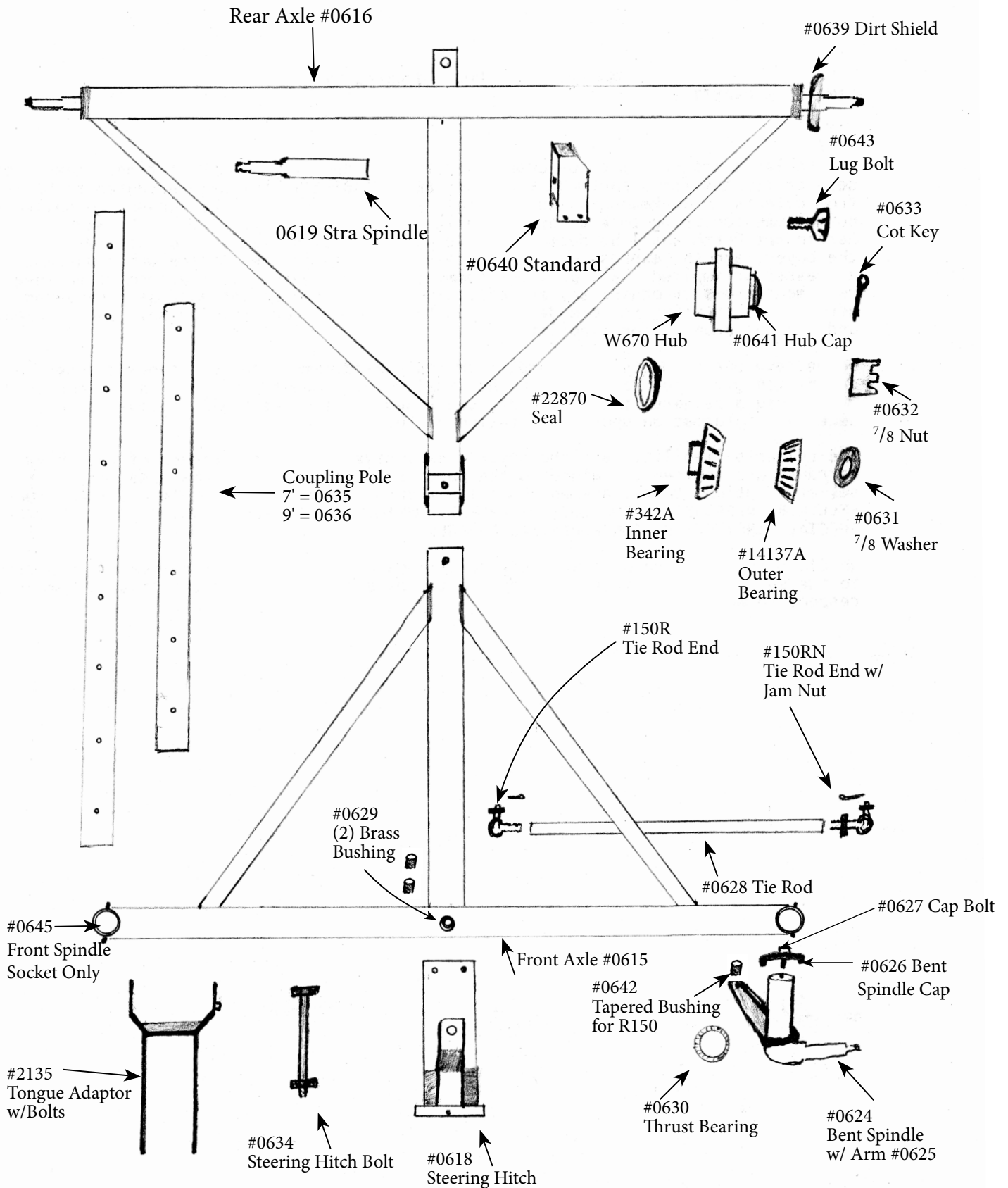
6 Ton Beds		
0614	Flat Bed 7-1/2 x 16' with 1 Large & 1 Small Upright	1265.00
0614-F	Fiberglass Bed with 1 Large & 1 Small Upright 7½ x 16'	1408.75
6 Ton Beds / Options		
0610	Large Upright (6 Ton)	230.00
0610-F	Large Upright Fiberglass (6 Ton)	235.75
0611	Small Upright (6 Ton)	166.75
0611-F	Small Upright Fiberglass (6 Ton)	172.50
0612	Side Board	Ea. 86.25
0612-F	Side Board Fiberglass w/ Hinges	Set of 2 270.25

Bolster Spring Assembly #3012

This bolster spring assembly holds the bed on the wagon. It can be used under a box or flat bed. Ideal for using under gravity beds. Helps prevent cracking and gives a smooth ride on your flat bed. Only raises bed a few inches. Available with light, medium, or heavy springs. Fits all 3-8 ton models.



E-Z TRAIL - 6 Ton Gear #0603

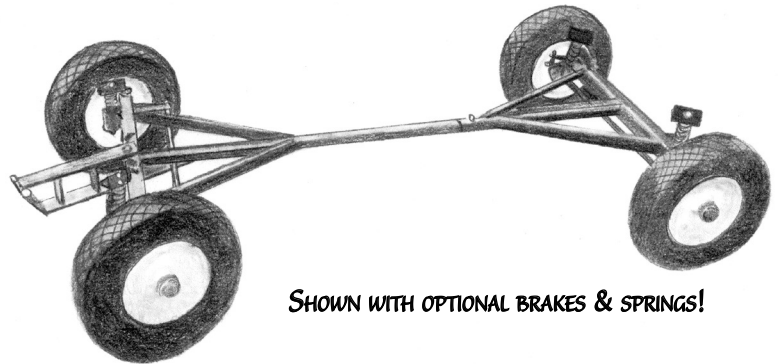


Pony Wagon Gear #0502

Our ¾ ton pony gear has been redesigned to increase the life and quality of your pony wagon. A large variety of options and accessories make this pony gear a good investment.

Features

- ¾ Ton Capacity
- Powder coated black
- Auto type steering
- Adjustable coupling pole
- Tapered roller bearings
- Grease zerk at the important pivot points
- Over all width (outside of wheels) 42"
- Length axle to axle 50" to 59"
- Beam to Beam 18 1/2" - 20"



SHOWN WITH OPTIONAL BRAKES & SPRINGS!

Order Information: Choose the gear you want then add accessories what you need, coupling pole & wheels included with gear.

3/4 Ton Pony Wagon Gears		
0501	Pony Wagon Gear on Air Tire (Fixed Hub)	977.50
0502	Pony Wagon Gear on Flat Free Tire	1322.50
0503	Pony Wagon Gear on 3x16 Steel Wheel W/Center Ring	1124.70
0504	Pony Wagon Gear (No Wheels)	632.50

3/4 Ton Pony Wagon / Options & Accessories		
0509	Mechanical Brakes (Pony)	224.25
0118	Brake Pedal	79.35
0531	Connecting Cable and Clamps (Pony)	23.00
0510	Steel Shafts 64" (Pony Wagon)	158.70
0511	Steel Shafts 72" (Pony Wagon)	174.80
0512	Med Horse Shaft (Pony Wagon)	212.75
2114	Pony Tongue (Steel)	109.25
2141	Wooden Pony Tongue with Hardware (Wagon)	126.50
2211-P	Pony Doubletree (28" Steel)	126.50
2204-P	Pony Neck Yoke (28" Steel) w/ring	57.50
3010	Spring (Bolster) Pony (Bolt on) (Set of 4)	138.00
2304	Pony Hold Back Strap (Nylon) (Set)	18.40
0513	Beam Standards (Bolt On) (Set of 4) (Pony)	48.30

Pony Wagon Gear #0502 / Bed #0520

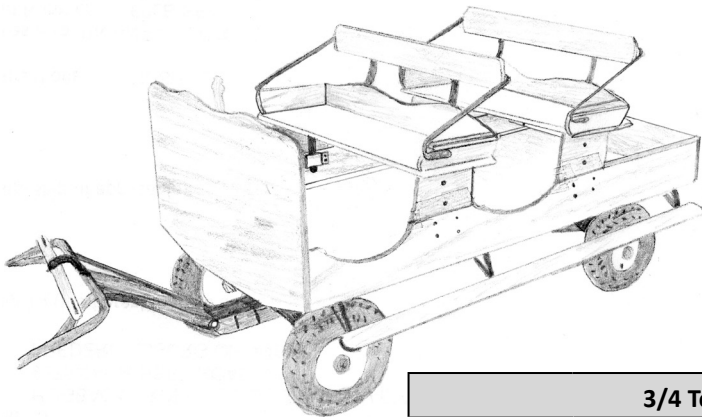
Features

- Built to fit our pony gear
- Powdercoated hardware
- Made with dry poplar wood
- Choose your color: Red, Dark Green, Light Stain, Dark Stain



3/4 Ton Pony Wagon / Beds		
0520	Hayrack Bed with 2 Uprights with 1 Seat	1144.25
0522	Bed with Dash & 2 Seats, 42 x 84" (Painted) No Running Boards	1638.75
0524	Trail Wagon Supreme	2041.25
0540	Bed with Dash (Pony)	690.00
0534	Flat Bed Only	575.00

Pony Gear #0501 / 2 Seater Bed #0522



3/4 Ton Pony Wagon Bed / Options & Accessories		
0535	Large Hayrack	161.00
0536	Small Hayrack	136.85
0537	Seat Board (Pony)	25.30
0538	Back Board (Pony)	17.25
0521	Extra Seat (with Brackets for 0520)	172.50
0541	Seat (Pony)	Ea. 166.75
0542	Running Board	25.30
0543	Seat Cushion (Pony)	74.75
0544	Back Cushion (Pony)	34.50
0527	One Set Seat Bracket (L&R)	94.30
0190	Rail Pocket	11.50
0529	Arm Rest, One Set (L&R)	63.25
0532	Bracket for Running Board	17.25
0533	Running Board (Up to 6')	Ea. 25.30

See More info on page 88


Mini Pony Wagon Gear #0202

Truly a mini gear, light enough for any mini but sturdy enough to carry the load. Can even be pulled by hand to haul firewood, supplies, flower pots, etc.

Features

- Auto steering
- Powder coated gear
- Light weight
- Over all width (outside of wheels) 32"
- Length axle to axle 42"

Ordering Information: Choose the gear you want then add Accessories what you need. Gears come with standard wheels only.



1/2 Ton Mini Pony Wagon / GEAR		
0201	Mini Pony Gear 16" Knobby Air Tire	661.25
0202	Mini Pony Gear 16" Knobby Flat Free Tire	693.45
0203	Mini Pony Gear on 3 x 16 x 3/4 ID Steel Wheel	693.45

1/2 Ton Mini Pony Wagon / Options & Accessories		
0205	Mechanical Brakes (Mini)	197.80
0118	Brake Pedal	79.35
0531	Connecting Cable and Clamps (Pony)	23.00
0206	Steel Shaft 52" (Mini Wagon)	132.25
0207	Steel Tongue (Mini Wagon)	101.20
2151	Mini Wooden Tongue with Hardware (Wagon)	126.50
2124	Steel Hand Tongue (Mini Pony)	46.00
2211-M	Mini Doubletree (24" Steel)	126.50
2204-M	Mini Neck Yoke (24" Steel) w/ring	57.50
2304	Pony Hold Back Strap (Nylon) (Set)	18.40
3009	Spring (on Gear) Mini (Set of 4)	120.75




Mini Pony Wagon Gear #0201 / Bed #0210

1/2 Ton Mini Pony Beds		
0210	Bed with Hay Rack & Seat (Painted) (Mini)	948.75
0212	Bed with Dash & Seat (Painted) (Mini)	1063.75
0211	Trail Wagon Bed (Mini)	1638.75
0229	Trail wagon Bed - No Paint, No Hardware	805.00
0220	Bed with Dash (Mini)	736.00
0221	Fiberglass Bed W/Upright, Seat, Cargo Box, Emblem	1000.50
0208	Bed (Only) Wooden	586.50

Bed Features

- Powder coated hardware
- Made with dry poplar wood
- Choose your color: Red, Dark Green, Light Stain, Dark Stain



1/2 Ton Mini Pony Beds / Options & Accessories			
0215	Upright (Mini)	126.50	
0216	Seat Board (Mini)	23.00	
0217	Back Board (Mini)	17.25	
0218	Seat Cushion (Mini)	74.75	
0219	Back Cushion (Mini)	34.50	
0209	Extra Seat for 0210 (Mini)	143.75	
0223	Running Board (w/3 brackets)	Ea.	69.00
0213	Extra Seat for 0212		178.25
0230	Cushion Set for Rear Seats of 0211		103.50
0235	21" Side Brace for 0211		26.45
0236	Rear Brace for 0211		23.00
0197	Bench Seat Support Brace		13.80
0185	Seat Bracket for Removable Seat		16.10
0529	Arm Rest, One Set (L&R)		63.25
0188	Back Strap Steel for Bench Seat for Forecart	Ea.	11.50
0187	Hinges		11.50
0196	Latch		20.70
0191	Hood Rubber	Ea.	8.62
0240	Rear Step for 0211		46.00

Steel Neckyoke with Ring or Eyebolt



Neck Yokes / Doubletrees / Single Trees		
2203	Steel Neck Yoke with Ring 33" - 36" - 38" - 40" - 42" - 44"	63.25
2200	Steel Neck Yoke with Eyebolt 33" - 36" - 38" - 40" - 42" - 44"	63.25
2204-M	Mini Neck Yoke (24" Steel) w/ring	57.50
2204-P	Pony Neck Yoke (28" Steel) w/ring	57.50
2209	Lt. Steel Doubletree 33" and 35"	121.90
2210	Reg. Steel Doubletree 38" - 40" - 42"	134.55
2211-M	Mini Doubletree (24" Steel)	126.50
2211-P	Pony Doubletree (28" Steel)	126.50
2239	Logging Doubletree with Hook	166.75
2213	Lt. Steel Singletree	44.85
3210	Singletree (for 1 Horse Cultivator)	42.55
2215	Regular Steel Singletree	47.15
2217	Wooden Singletree with Hardware (buggy)	40.25
2220	Wooden Singletree (Wood Only) (buggy)	23.00
2217A	3 Horse Evener Beam with Singletree	172.50
222A	4 Horse Evener Beam (Medium) with Clevis	155.25
2221	4 Horse Evener Beam (Heavy) with Clevis	185.15
2228	5 Horse Beam w/Clevis	201.25
2222	3 Horse Evener Complete	294.40
2223	4 Horse Evener Complete	388.70
2224	Wide Transplanter Neck Yoke, (62"	94.30
2225	Wide Transplanter Doubletree, (62"	147.20
2226	3 Horse Tongue Evener	316.25
2227	4 Horse Neck Yoke	310.50
2230	3/8 Pony Singletree Hook	Plain 4.00 Painted 5.17
2233	7/16 Standard Singletree Hook	Plain 4.00 Painted 5.17
2237	Middle Ring (3 horse evener to singletree)	9.20
2238	1/2" Singletree Hook	Plain 5.50 Painted 6.90
2248	Jockey Yoke (Whiffle Tree)	57.50
2250	Jockey Stick	25.30

Steel Doubletree – Reg. #2210

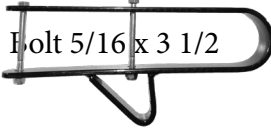




#0550 Pony Tongue Cap



#0127 Haflinger Tongue Cap



Bolt 5/16 x 3 1/2 #2108 Draft Tongue Cap



#2108-H Hitch Tongue Cap



#2108-S Safety Tongue Cap

Hammer Strap #0175



Tandem Rope & Pulley Hitch		
2252	2 Up 2 Horses w/ 12' Ropes	101.20
2254	4 Up 4 Horses w/ 12' Ropes	202.40
2256	6 Up 6 Horses w/ 12' Ropes	303.60
2258	8 Up 8 Horses w/ 12' Ropes	404.80
2259	12' Replacement Rope	10.35
2260	15' Replacement Rope	12.08

Tongue Parts		
2135	Draft Wagon Tongue Adaptor 3, 4 and 6 Ton	57.50
2108	Draft Tongue Cap with Bolts	17.25
2108-S	Safety Tongue Cap	21.85
2108-H	(Hitch) Tongue Cap	24.73
0175	Hammer Strap w/ Bolt	11.50
2251	3 Horse Tongue Evener Hammer Strap	19.55



Clevis & Hitch Pins		
2305	Heavy Field Clevis	17.25
2306	Medium Clevis 5" w/ 5/8" Bolt for 4 Horse Eveners	10.35
2307	Light Clevis 4" w/ 1/2" Bolt for Wooden Eveners	7.48
2373	Pony Wooden Evener Clevis	6.90
2308	Twisted Clevis (Heavy) 3/4 x 3-1/2	14.95
2309	Twisted Clevis (Med) 5/8 x 3	12.65
2322	Pioneer Thumb Bolt Clevis (5/8)	12.65
2275	Hitch Pin 3/8 x 4-1/2	5.75
2278	Hitch Pin 1/2 x 4-1/2	5.75
2279	Hitch Pin 1/2 x 6-1/2	6.90
2282	Hitch Pin 5/8 x 4-1/2	6.33
2283	Hitch Pin 5/8 x 6-1/2	6.90
2286	Hitch Pin 3/4 x 6-1/2	7.48
2288	Hitch Pin 7/8 x 6-1/2	9.20
0265	3/8" Forged Yoke	5.75
0266	3/8" Forged Yoke w/ Pin & Cotter Pin	6.33

Round Bale Carrier

A 2 wheel cart with tongue for 2 horses. Spear on hinge frame with cable winch allows operator to back into bale. Work cable crank to lift bale up and forward to transport, move to location and release winch to lower bale. Heavy built! Priced complete with tongue and steel wheels.

Options

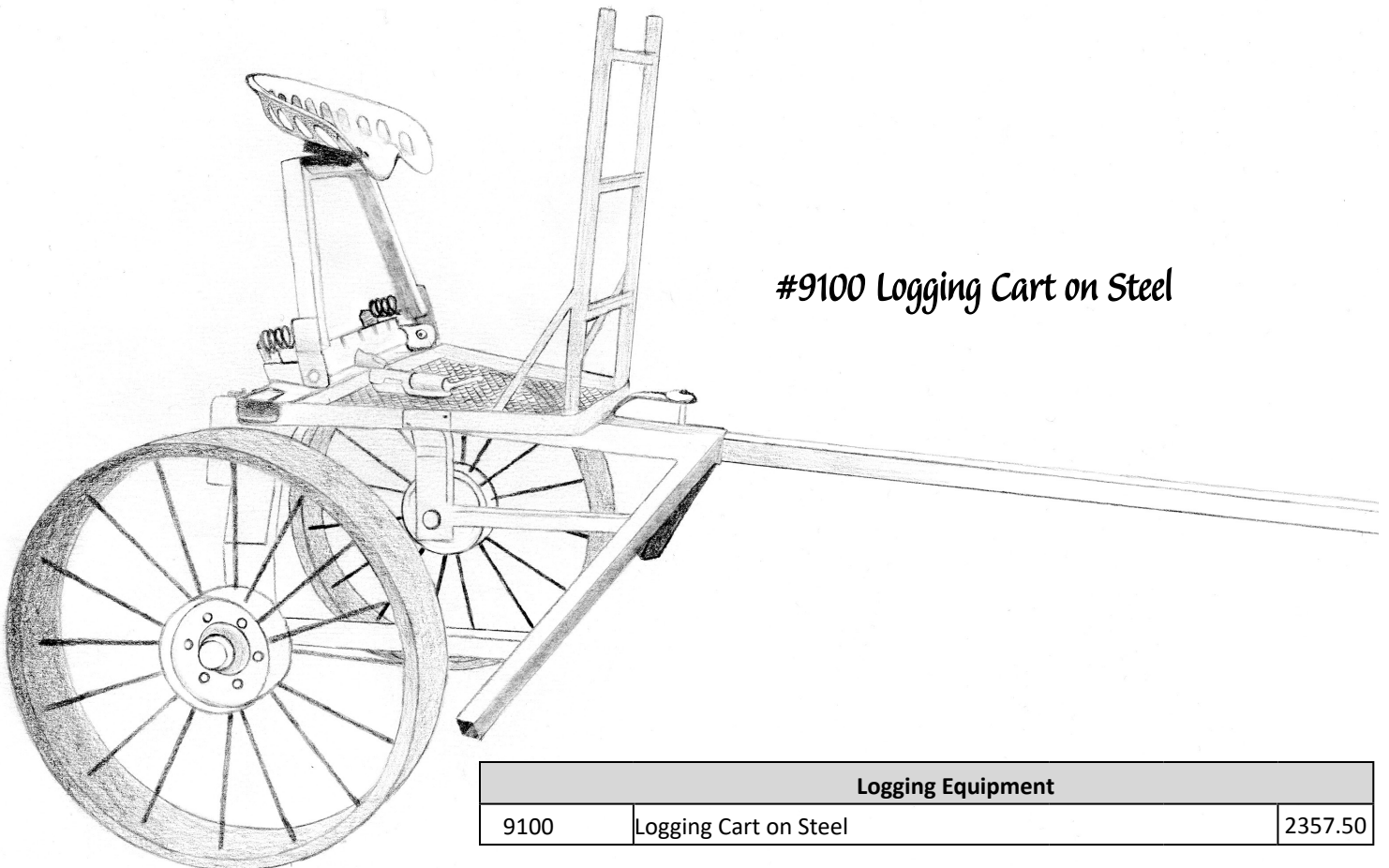
- Steel Wheels
- Pneumatic Wheels
- Bale Spear
- Winch-no cable
- Seat
- Seat Bracket
- Tongue



See More info on page 92

Hay Equipment		
9000	Round Bale Carrier	2472.50
9001	Round Bale Carrier W/ Long Tongue and No Jack	2472.50
9050	Bale Spear	57.50
9051	Bale Spear Bushing	24.15


#9100 Logging Cart on Steel



Logging Equipment		
9100	Logging Cart on Steel	2357.50

E-Z Entry Standard Bred Cart #3732

This cart has a whole new design. Frame is made of solid steel and has adjustable seat to help balance. 3 leaf springs, cushion seat & back, wooden shafts, and powder coated frame are some of the basic features.

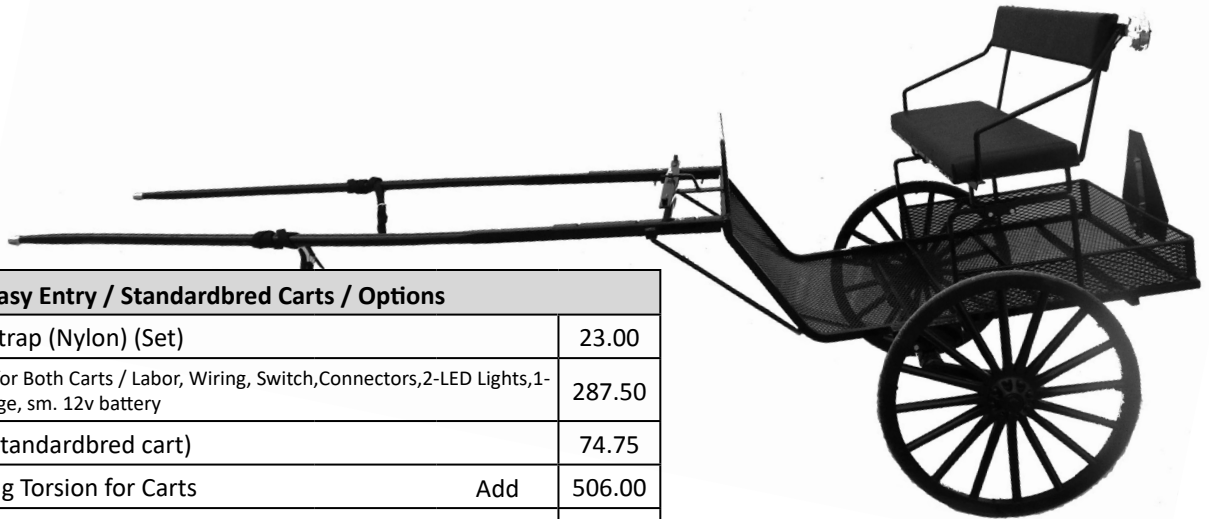


Features

- Powder coated black
- Adjustable seat slide for a smooth ride
- Overall width (outside of wheels) max 65 "
- Frame width 40"

Order Information: Choose the Cart you want then add options what you need.

Easy Entry / Standardbred Carts		
3730	Standardbred Cart Wooden Wheel with Rubber	2145.90
3731	Standardbred Cart W/Spring Torsion Axle 28" Wooden Wheels	2599.00
3732	Standardbred Cart 40" Wooden Wheel with Steel	2093.00
3733	Standardbred Cart w/ Fiberglass Wheel	2438.00
3734	Standardbred Cart w/ Steel Wheels	2438.00
3739	Standardbred Cart No Wheels	1679.00

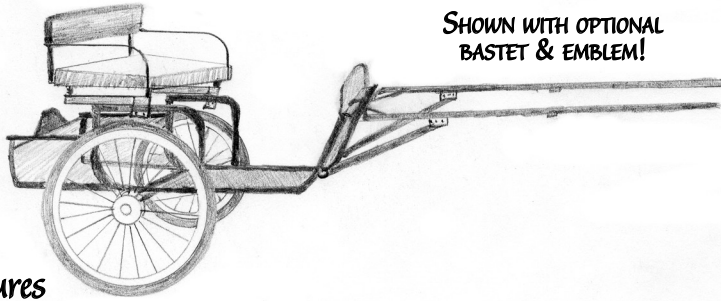


Easy Entry / Standardbred Carts / Options		
2303	Hold Back Strap (Nylon) (Set)	23.00
3736	Light Package for Both Carts / Labor, Wiring, Switch,Connectors,2-LED Lights,1-sm. Battery Cage, sm. 12v battery	287.50
3741	Mud Flap (Standardbred cart)	74.75
3744	NEW - Spring Torsion for Carts	Add 506.00
3746	Hydraulic Brakes (for Standardbred Cart)	690.00
3747	Cable Brakes (for Standardbred Cart)	690.00
3748	Mini Strobe Light Package for Both Carts / Labor, Wiring, Switch,Connectors,1-Mini LED Strobe Light	69.00
3760	Whip Holder	9.20
3750	Bolt On Steps (STBD Cart)	Set 85.10
3746T	Hyb. Brakes on Torsion Cart	787.75
3747T	Cable Brakes on Torsion Cart	787.75
3742-F	Light Flag w/ Flasher	143.75
3743-F	Heavy Duty Flag w/ Flasher	161.00

*Lights on page 93
See More info on page 89*

E-Z Entry Pony Cart #3705

A super good light weight pony cart for the mini or small pony.



SHOWN WITH OPTIONAL
BASTET & EMBLEM!

Features

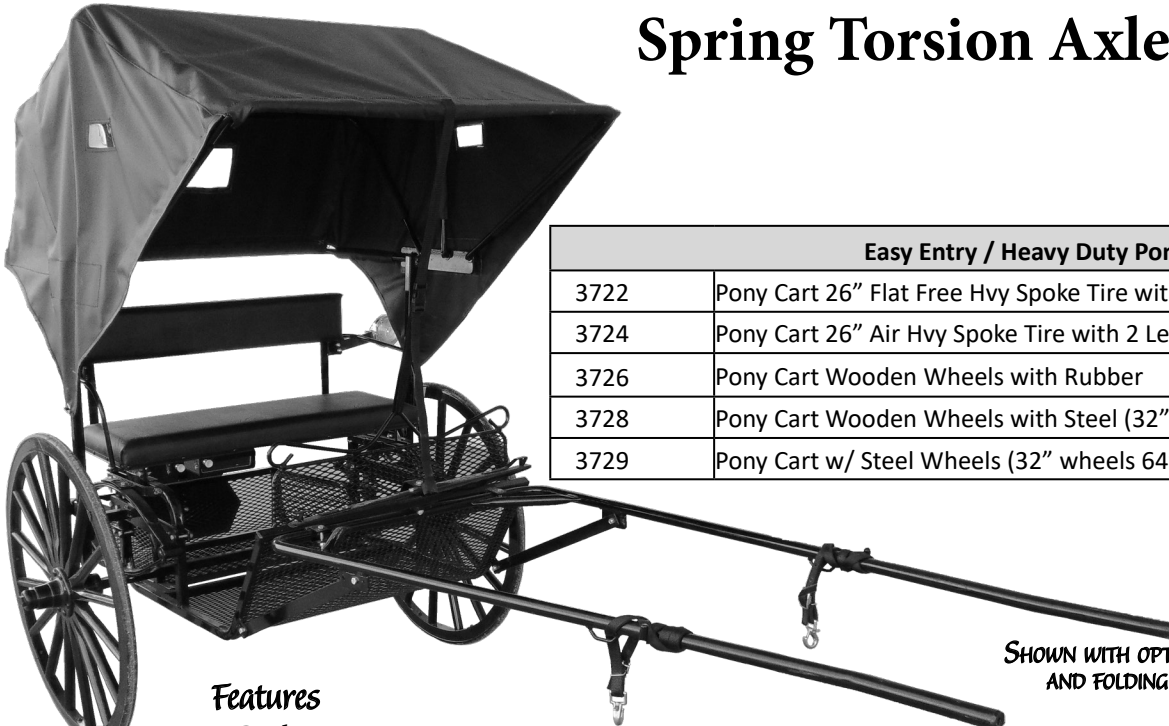
- Black powder coated frame
- Air spoke wheels

Easy Entry / Pony Carts		
3701	Mini Pony Cart 20" Air Spoke Tire w/Heavy Rims	764.75
3703	Mini Pony Cart 20" Flat Free Spoke Tire w/Heavy Rims	828.00
3705	Pony Cart 26" Air Spoke Tire w/Heavy Rims	814.20
3711	Pony Cart 26" Flat Free Spoke Tire w/Heavy Rims	874.00

E-Z Entry Pony Cart #3728

Heavy duty pony carts are made to give a lifetime of pleasure or work. Well balanced sturdy and good looking. Comes with 2 leaf springs.

Spring Torsion Axle Available



Features

- Cushion seats
- Black powder coated frame

SHOWN WITH OPTIONAL BACKHOLD STRAPS!
AND FOLDING TOP & LIGHT SETUP


Easy Entry / Heavy Duty Pony Carts		
3722	Pony Cart 26" Flat Free Hvy Spoke Tire with 2 Leaf Springs	1127.00
3724	Pony Cart 26" Air Hvy Spoke Tire with 2 Leaf Springs	1098.25
3726	Pony Cart Wooden Wheels with Rubber	1552.50
3728	Pony Cart Wooden Wheels with Steel (32" wheels 64" shaft)	1552.50
3729	Pony Cart w/ Steel Wheels (32" wheels 64" shaft)	1845.75

Easy Entry / Pony Carts / Options		
2304	Pony Hold Back Strap (Nylon) (Set)	18.4
3713	Basket & Emblem for Pony Cart	172.50
3742-F	Light Flag w/ Flasher	143.75
3743-F	Heavy Duty Flag w/ Flasher	161.00
3736	Light Package for Both Carts / Labor, Wiring, Switch,Connectors,2-LED Lights,1-sm. Battery Cage, sm. 12v battery	287.50
3740	Sled Runners Set	184.00
3714	Mud Flap (Pony cart)	74.75
3742	Flag (Regular)	10.35
3743	Flag (Heavy Duty)	31.63
3748	Mini Strobe Light Package for Both Carts / Labor, Wiring, Switch,Connectors,1-Mini LED Strobe Light	69.00
3755	New Spring Torsion for Pony Cart, 24" wooden Wheels	287.50
3756	Folding Pony Cart Top	592.25

E-Z Entry Sulky #3800


Sulky are made to give a lifetime of pleasure or work. Well balanced sturdy and good looking. Comes with spring Torsion Axle. (Comes with whip holder)

Sulky			
3800	Sulky with Torsion Axle, 24" Wooden Wheel	267 lbs.	2955.50
3802	Sulky with Torsion Axle, 24" Steel Wheels		3300.50
3810	Light Setup for Sulky		414.00
3811	Extra Seat for Sulky		74.75



See More info on page 89

Round Tank with Fitting



Vertical Tank


Tanks		Tank Size	
3400	Tank 12 Gal. Rectangular with Fittings	14" x 18" x 13"	134.55
3401	Tank 25 Gal. Round with Fittings		163.30
3402	Tank 55 Gal. Round with Fittings	23" x 34"	258.75
3403	Tank 85 Gal. Round with Fittings	23" x 52"	412.85
3404	Tank 110 Gal. Round with Fittings	30" x 41"	425.50
3405	Tank 150 Gal. Round with Fittings	30" x 58"	520.95
3406	Tank 200 Gal. Round with Fittings	32" x 65"	625.60
3407	Tank 300 Gal. Round with Fittings	38" x 68"	805.00
3408	Tank 15 Gal. PCO Tanks No Fittings		215.05
3409	Tank 30 Gal. PCO Tanks No Fittings	19" x 23" x 25"	274.85
3410	Tank 50 Gal. PCO Tanks No Fittings	19" x 22" x 38"	301.30
3411	Tank 100 Gal. PCO Tanks No Fittings	30" x 28" x 38"	472.65
3412	Tank 150 Gal. PCO Tanks No Fittings	36" x 28" x 48"	569.25
3413	Tank 200 Gal. PCO Tanks No Fittings	36" x 37" x 48"	707.25
3414	Tank 300 Gal. PCO Tanks No Fittings	36" x 37" x 69"	1351.25
3420	Tank NEW 70 Gal. Applicator (with Fittings) (fits 7000 Planters)		299.00
3439	Tank 65 Gal. Vertical	23" x 43"	278.30
3440	Tank 1100 Gal. Vertical	87" x 53"	1656.00
3445	Tank 1550 Gal. Vertical	87" x 67"	1923.95
3415	3/4" Tank Fittings		10.35
3426	1-1/4" Tank Fitting		14.66
3428	1-1/2" Tank Fitting		14.95
3417	2" Tank Fitting		17.25
3416	10" Lid		23.00

Amerityre Flat Free Tire

No flats, sun rot, and down time. Rated the best flat free tire in the USA. Made in USA. Many sizes available that are not listed. Made with closed cell foam and proven to be the best under many conditions. Try one on your wheel barrow! You will be impressed.

Flat Free Wheels		
2610	10" Flat Free Tire & Wheel (2.5 Offset Hub) (Cultivator)	52.90
2613	13" Flat Free Tire & Wheel	60.95
2614	15" Flat Free Knobby Tire & Wheel (3/4 Bearing) 4" Hub	86.25
2615	15" Flat Free Tire & Wheel (3/4 Bearing) 4" Hub (Press Wheel)	86.25
2616	15" Flat Free Wheelbarrow (PFBB 5/8" Bearing) 6" Hub	86.25
2620	4.80 x 4.00 x 8 Rim / 16" Flat Free Wheel Fixed Hub	178.25
2618	570-12 White Wheel 4 on 4 Lug 20" Flat Free Wheel (Forecart)	217.35
2619	480-12 White Wheel 4 on 4 lug	177.10

AMERITYRE
World's Finest FLATFREE Tires



Flat Free Tires for Spoke Wheel Rim Only		
2420	20" x 2 Flat Free Tire Only	38.81
2424	24" x 1.95 Flat Free Tire Only	41.40
2426	26" x 2 Flat Free Tire Only	44.28
2434	20" Heavy Rims with Spoke	92.00
2437	24" Heavy Rims with Spoke	97.75
2439	26" Heavy Rims with Spoke	103.50

Flat Free Spoke Wheels W/ Hvy Rims		
2530	16" Laundry Cart Wheel w/Flat Free Tire	40.25
2531	16" Chicken Coop, Elevator Wheel	41.40
2534	20" Flat Free Spoke Wheel	132.25
2537	24" Flat Free Spoke Wheel	141.45
2539	26" Flat Free Spoke Wheel	149.50

Rims With Tires



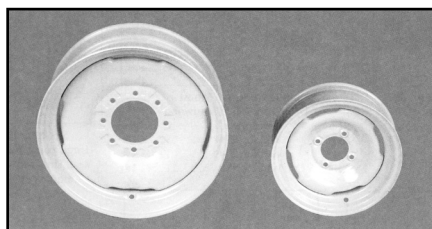
#2801 #2802 #2804 #2806 #2807 #9032 Rim #9032 Rim
#0620 Tire #0621 Tire

Rims with Air Tires		
2802	4.80 / 4.00 x 16" Air Tire (3/4 WWBB) 4" Hub	55.20
2803	4.80 / 4.00 x 16" Wheel Barrow Air Tire (5/8 WWBB) 6" Hub	55.20
2804	4.80 / 4.00 x 16" Knobby Air Tire (3/4 WWBB) 4" Hub	78.20
2806	5.30 x 12 x 20" O.D. Air Tire (4 Bolt Pony) (1 Ton)	138.00
2807	1.75 / 80 x 13" 22 O.D. Air Tire (4 Bolt Pony) (1 Ton)	172.50
2809	4.80 / 4.00 x 8" Air Tire 16" O.D. NS Fixed Hub	90.85
2821	15" Inner Tube	23.00

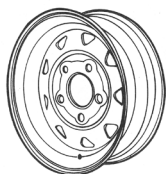
Tires

Tires (Does Not Include Rims)			
0660	New ST 225/ 75 15 Tire (Mounted)	Ea.	158.70
0621	New 9.5L -15 Implement Tire (Mounted) (does not include Rim)	Ea.	201.25
0622	New 11L -15 Implement Tire (Mounted) (does not include Rim)	Ea.	215.05
2807-T	Tire 175/ 80 x 13"		80.50
2806-T	Tire 530 x 12		69.00
2809-T	Tire 480 x 8		28.75
0659	Air Cleat Tire Mtd for Pet Pete or Fert. Spreader		158.70

Rims



Custom Spoke



Wheel Rims			
9030	Rim 4 Bolt Ag / 15 x 5	17 lbs.	94.30
9031	Rim 5 Bolt Ag / 15 x 6	21 lbs.	100.05
9032	Rim 6 Bolt / 15 x 6	21 lbs.	97.75
9033	Rim 6 Bolt / 15 x 8	29 lbs.	112.70
9035	Rim 6 Bolt / 16 x 6	23 lbs.	112.70
9036	Rim 6 Bolt / 16 x 8	28 lbs.	187.45
9038	Rim 4 Bolt Pony (Auto) / 3.75" x 8" for 16" Wheel		32.20
9075	Rim 5 Bolt Auto / 15 x 6		100.05
9080	Wheel 5 Bolt / 13 x 4.5 Custom Spoke Auto for Hyd. Brakes		80.50
9085	Wheel 4 Bolt Pony / 12 x 4 Custom Spoke Auto for Hyd. Brakes		80.50



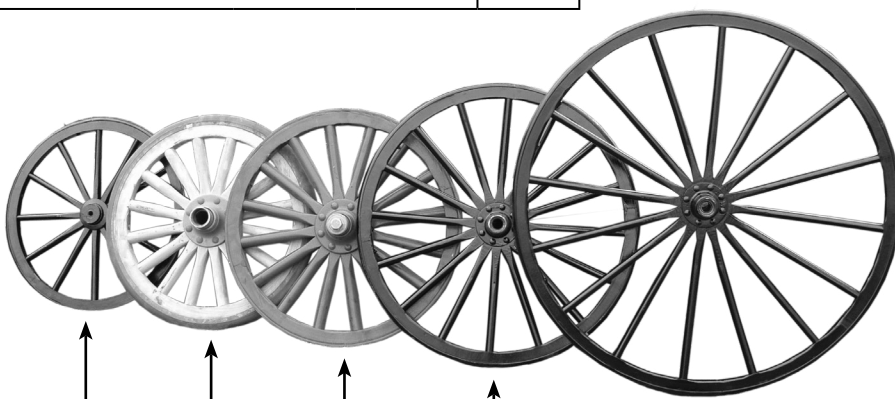
Pony Cart Wheels

#2526 #2524 #2520 #2516

Air Tire with Spokes W/ Hvy Rims		
2516	16" Laundry Cart w/Air Tire 1/2" bearing 3" hub	46.00
2520	20" Air Tire w/Spoke Wheel (3/4 bearing)	118.45
2524	24" Air Tire w/Spoke Wheel (3/4 bearing)	127.65
2526	26" Air Tire w/Spoke Wheel (3/4 bearing)	132.25
2529	Inner Tube (Air Tire) For Spoke Wheel	8.63

Buggy & E-Z Entry Cart Wheels

Steel Cart Wheel		
2920	Steel Cart Wheels 24" / 28" Flush Hub, 32" / 40" Long Hub, with low profile Rubber, flat rim	512.90
Wooden Cart Wheel		
2901	Wooden Cart Wheels 24" / 28" / 32" / 34" / 38" / 40" Painted	281.75
2902	Wooden Cart Wheels 24" / 28" / 32" / 34" / 38" / 40" Painted W/Rubber Tire	310.50
2903	Wooden Cart Wheel w/3/4" ID Bearing - 16" / 20" / 24" / 28" Painted	293.25
2904	Wooden Cart Wheel w/3/4" ID Bearing - 16" / 20" / 24" / 28" Painted W/Rubber Tire	322.00
2900	Unpainted Wooden Wheels	Deduct 25.00



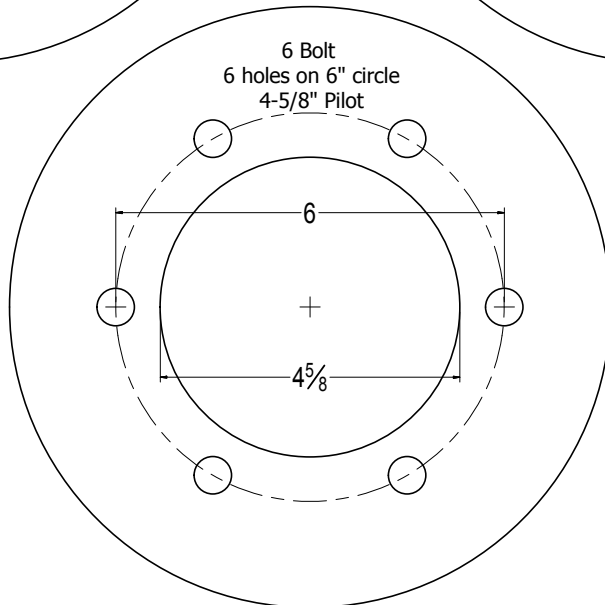
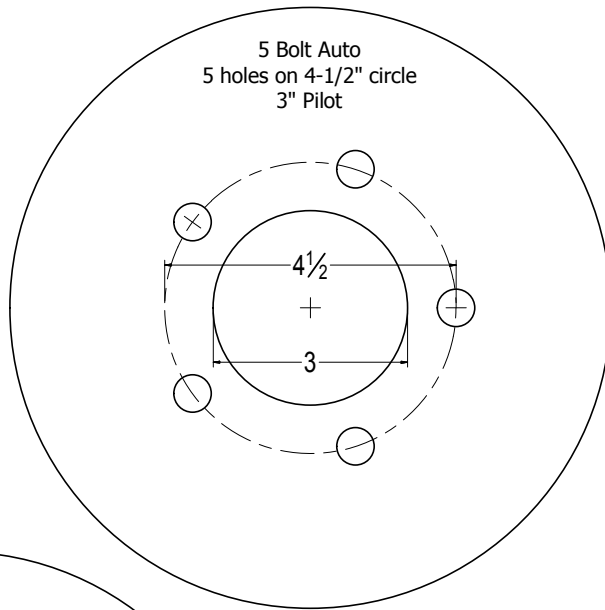
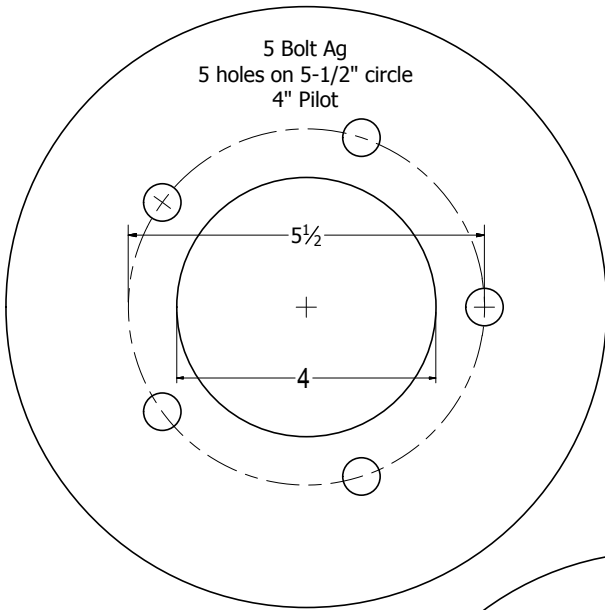
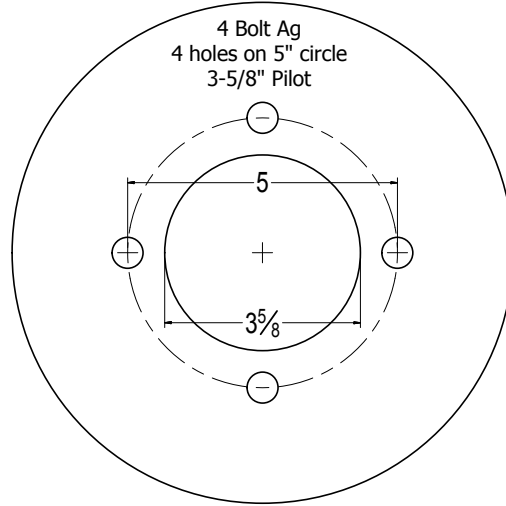
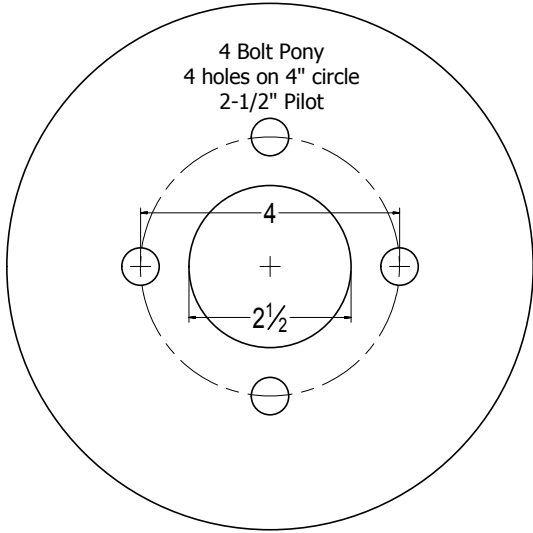
#2903 #2908 #2907 #2901 #2901

Heavy Wooden Wheels for 1 & 3 - Ton Wagon		
2907	Heavy Wooden Wheel 1-1/2 x 24" with Steel (1 1/4 Axle #2 Hub) (Painted)(1 Ton)	488.75
2908	Heavy Wooden Wheel 1-1/2 x 28" with Steel (1 1/4 Axle #2 Hub) (Painted)(1 Ton)	488.75
2909	Heavy Wooden Wheel 1-1/2 x 24" with Rubber (1 1/4 Axle #2 Hub) (Painted)(1 Ton)	603.75
2910	Heavy Wooden Wheel 1-1/2 x 28" with Rubber (1 1/4 Axle #2 Hub) (Painted)(1 Ton)	603.75

E-Z Welded Spoke Steel Wheels		
9088	Wheel 3 x 16" Steel w/Fixed Hub 1" Bearing w/center ring	126.50
9089	Wheel 3 x 10" Steel (Cultivator)	51.75
9091	Wheel 3 x 10" with PFBB Bearings	80.50
9090	Wheel 3 x 16" Wheelbarrow Wheel with Zerk! w/PFBB Bearing (4" hub 3/4" bearing, 6" hub 5/8" bearing)	86.25
9026	Wheel 3/16 x 4 x 20" (4 Bolt Pony) (1 Ton)	86.25
9010	Wheel 3/16 x 4 x 24" (4 Bolt Pony) (1 Ton) (pioneer cultivator)	92.00
9092	Wheel 3/16 x 4 x 24" (4 Bolt Ag. Plastic Layer) 5 Bolt Auto	92.00
9093	Wheel 3/16 x 5 x 24" (4 Bolt Ag.(Manure Spreader, Transplanter) (Hay Bailer, 6 Bolt)	111.55
9094	Wheel 3/16 x 5 x 26" (4 Bolt Ag.) (5 Bolt Ag.) (5 Bolt Auto) (6 Bolt)	115.00
9095	Wheel 3/16 x 5 x 28" (4 Bolt Ag.) (5 Bolt Ag.) (5 Bolt Auto) (6 Bolt) (Forecart)	120.75
9096	Wheel 1/4 x 5 x 26" (4 Bolt Ag.) (5 Bolt Ag.) (5 Bolt Auto) (6 Bolt)	128.80
9097	Wheel 1/4 x 5 x 28" (4 Bolt Ag.) (5 Bolt Ag.) (5 Bolt Auto) (6 Bolt) (Wagon)	133.40
9099	Wheel 1/4 x 6 x 28" (6 Bolt)	140.30
1000	Wheel 1/4 x 8 x 28" (6 Bolt) (Hay Bailer)	172.50
1001	Wheel 3/16 x 3 x 40" Sprayer 1 1/4 Bore 1/2 Spoke	193.20
1002	Wheel 3/16 x 4 x 42" Sprayer 1 1/4 Bore 1/2 Spoke	209.30
1003	Wheel 3/16 x 4 x 42" Sprayer 1 1/2 Bore 9/16 Spoke	221.95
1024	Wheel 1/4" x 7" x 36" (6 Bolt) (Log Cart 6 bolt)	249.55
1026	Wheel 1/4 x 7 x 38" (8 Bolt)	270.25
1027	Wheel 1/4 x 7 x 36" (8 Bolt)	269.10
9006	Wheel 5 x 22" Tread Plate (4 Bolt Ag) (Rake)	123.05
9008	Wheel 5 x 24" (4 Bolt Ag) Tread Plate (New Holland Rake)	129.95
9009	Wheel 5 x 26" (6 Bolt) Tread Plate	135.70
1010	Tire Stripped and Bolted on Steel Wheel 24" - 26" Ea.	201.25
1011	New Tire Stripped and Bolted on Steel Wheel 28" Ea.	201.25
1012	New Tire Stripped on 8 x 28 Wheel	224.25
1005	Wheel 5/8" x 2" x 24" Steel (for 1 ton Gear) NEW	166.75
1020	Wheel 1/4" x 7" x 36" Tread Plate 8 Bolt (EOP)	276.00
1021	Wheel 1/4" x 7" x 38" Tread Plate 8 Bolt (EOP)	295.55
1022	Wheel 1/4" x 8" x 38" Tread Plate 8 Bolt (EOP)	331.20
1023	Wheel 1/4" x 7" x 36" (w/cleats) 8 Bolt	455.40
1006	Wheel 3/16 x 5 x 26" (4 Bolt Ag.) w/Cleats (Pet Pete Drive side)	190.90

Wheel Brake Drums			
1138	Brake Drum (Bolt on) (4 Bolt Ag) (Draft Forecart)	Ea.	41.40
0167	Brake Drum (Bolt on) (1 Ton) (4 Bolt Pony)		34.50
0355	Brake Drum (Bolt on) (3,4 Ton) (5 Bolt Auto)		41.40
0638	Brake Drum (Bolt on) (6 Ton) (6 Bolt) (Heavy Duty Forecart)		41.40

E-Z Trail Standard Wheel Center




We also have an
8 Bolt
8 holes on 8" circle
6" Pilot

Outer Bearing	Inner Bearing	Outer Race	Inner Race	Seal	Hub Cap	Spindle	Air Tire, FF, Wheels
L-44643	L-44643	LM-44610	LM-44610	CR-12411		0160	2809 / 4.80 / 4.00 x 8" Air Tire 16" O.D. NS Fixed Hub
L-44643	L-44643	LM-44610	LM-44610	CR-12411		0160	2620 / 4.80 x 4.00 x 8 Rim / 16" Flat Free Wheel Fixed Hub
L-44643	L-44643	LM-44610	LM-44610	CR-12411		0160	9088 / Wheel 3 x 16" Steel w/Fixed Hub 1" Bearing w/center ring

Bearing

Bearings			
LM-11749	Bearing 1 Ton Outer (Old Style) (Steering Bottom)	10 per pack	5.18
L-44643	Bearing Outer & Inner (New Style) (Old Style Inner) (Steering Top) (1 Ton), Hostetler, (Pet Pete n/s Disc)		5.18
LM-11949	Bearing 4 & 5 Bolt Outer	8 per pack	5.18
LM-67048	Bearing 4 & 5 Bolt Inner (6 Bolt Outer) #2 Hub 1-1/4" Inner		5.18
LM-48548	Bearing 6 Bolt Inner / Pioneer		6.33
LM-501349	Bearing 8 & 12 Ton Pioneer		7.48
LM-603049	Bearing 10 & 15 Ton Pioneer		8.34
342-A	Bearing 6 Ton (6 Bolt) Groove Inner (Reliable) New Style E-Z Trail		11.50
14137-A	Bearing 6 Ton (6 Bolt) Groove Outer (Reliable) New Style E-Z Trail		7.48
A6075	Bearing Outer Buggy		5.18
A7093	Bearing Inner Buggy #2 Hub 1 1/4" Outer, 1" Inner Buggy		5.18
7100	Bearing Heavy Wood Wheel Outer 1-1/2", 1-1/8" Inner Buggy		5.18
LM-29749	Bearing Heavy Wooden Wheel Inner 1-1/2"		8.91
L-44649	Bearing (3 & 4 Ton Outer) (5 Bolt Auto)	10 per pack	6.33
L-68149	Bearing (3 & 4 Ton Inner) (5 Bolt Auto)	10 per pack	7.48
JL69349	Bearing Pequea Spreader		6.33
13686	Bearing JD Wagon		17.82
14136-A	Bearing		13.80
25877	Bearing		10.06
25590	Bearing		12.65
3780	Bearing (821 Hub 8 Bolt)		18.98
2790	Bearing (821 Hub 8 Bolt)		15.24
2788	Bombardier Bearing		23.00
14125-A	Bearing		13.80
09067	Bearing		20.70



Bearing

Radial Bearings		
6203 3/4 2RS	Flush Hub Bearing (Outer)	8.63
1638-2RS	Flush Hub Bearing (Inner)	7.48
6205-2RS	Bearing	8.63
CYR	1 1/4 Splitter Bearing	27.89
SS1630-2RS	Washer Shaft Bearing	8.05
6300-2RS	Splitter Bearing	6.33
R6-2RS	Bearing	4.60
Z9504-RST	Bearing, Disc Hiller, Plastic Layer, Old Style Pet Pete	6.90
1623-2RS	Washer Pulley Bearing	5.75
99502-H	Hypro Pump Bearing	6.90
JC-002-112-10	Seal for Hypro Pump	8.91
608-2RS	Bearings (Clutch Yoke)	4.60
ERB	3/4" Heavy Roller Bearing (Not Sealed)	10.35
PFBB	Bearing 1/2", 5/8", 3/4" Precision Flange Ball Bearing 2RS, Wheelbarrow	6.90
6204-2RS	Bearing (Pitman)	8.34
RC16-2110	One way Bearing (Corn Planter)	17.25
204RY2	Bearing (Corn Planter Fertilizer Disc.)	8.05



Radial Bearing

Race

Races		
LM-11710	Race (Old Style 1 Ton Outer) (Steering Bottom)	2.59
LM-44610	Race New Style 1 Ton, (Old Style 1 Ton inner) (Steering Top) (5 Bolt Auto Outer)	3.16
LM-11910	Race 4 & 5 Bolt Outer Pioneer, Old Style E-Z	3.16
LM-67010	Race 4 & 5 Bolt Inner, (6 Bolt Outer), Pioneer, Old Style E-Z	3.74
LM-48510	Race 6 Bolt Inner Pioneer, Old Style E-Z	3.74
LM-501310	Race 8 & 12 Ton Pioneer Inner	5.46
LM-60311	Race 10 & 15 Ton Pioneer Inner	5.75
332	Race Reliable, E-Z Trail 6 Bolt Inner	9.49
14276	Race Reliable, E-Z Trail 6 Bolt Outer	7.19
LM-29710	Race Heavy Wooden Wheel Inner 1-1/2"	5.18
JL-69310	Race Pequea Spreader (Kory Wagon)	3.74
L-68111	Race 5 Bolt Auto Inner	3.74
2735-X	Bombardier Race	15.24
A6157	Race Outer Buggy	5.18



Race

Seal



Seal

Seals		
CR-12411	Seal 1 Ton Pioneer, E-Z, Plow (Pet Pete n/s Disc)	2.30
CR-16069	Seal 4 & 5 Bolt (Cart) Pioneer, E-Z	2.59
CR-17617	Seal 6 Bolt Pioneer (HD Pioneer Cart)	4.60
CR-17618	Seal 6 Bolt 3 Lip Pioneer	6.90
CR-20044	Seal 8 & 12 Ton Pioneer	4.31
CR-22392	Seal 10 & 15 Ton Pioneer	5.18
CR-22870	Seal 6 & 8 Ton, New Style E-Z Trail, Reliable, Hostetler	4.03
TC-44015	Seal 1-1/2 Wooden Wheel #2 Hub	5.18
TC-38017	Seal 1-1/4 Wooden Wheel #2 Hub	5.18
CR-17146	Seal 5 Bolt Auto 3 & 4 Ton	4.03
1025	Seal 1" Buggy	2.30
1035	Seal 1-1/8 Buggy	2.30
CR-16289	Seal White Horse (6 Bolt) Pequea Spreader	4.31
CR-14824	Seal Fehr 1 Ton Torsion Gear	0.00
CR-14974	Seal White Horse (4 Bolt)	3.16
15120	Seal JD Wagon	13.23
20148	Seal	10.06
18823	Bombardier Seal	20.70
25091	Seal (821 Hub 8 Bolt)	8.63
5110-CP	Pioneer 3pc Seal Complete	20.70
5110-VC	Inside Steel Seal (Pioneer 3pc)	6.04
5110-VS	Rubber Seal (Pioneer 3pc)	6.90
5110-VW	Outside Steel Seal (Pioneer 3pc)	9.20

Drive Belts

- We specialize in endless drive belts, any custom length available. Excellent quality drive belts and conveyor belts. If you do not see what you need please feel free to ask. We have access to any belting out there.
- The transmission belt is tan rubber belt with a cotton fiber in plys. The 4 ply is the common size and can be ordered endless. When ordering endless belts give complete length of circle out around the pulleys.
- The PVC belting has a nylon solid braided core and can not be made endless. It is good for conveyor or transport belt. The crescent top is a PVC designed to carry load up a steep grade.
- Haybaler is a rubber belt 2 or 3 ply used for round baler, any size available, 3 ply MRT most popular.

Magic # .2618



Uses

- Thrasher Belts
- Grinder
- Sawmill Feed
- Round Haybaler
- Conveyor
- Food Grade
- Rubber Matting
- Clear Vinyl Strips
- For Door Ways

Belts & Lacing		PIF = Per Inch Foot	
H 3654	PVC UPS-150 Sawmill Feed Belt	PIF	0.49
H 3656	PVC 150 COS Sawmill Feed Belt	PIF	0.49
H 3658	PVC 120 COS White or Black	PIF	0.46
H 3660	PVC 120B Black	PIF	0.46
S 3650	4 Ply Transmission (Thrasher) Drive & Blower	PIF	0.92
S 3652	3 Ply Transmission	PIF	0.69
H 3662	PVC 120C Crescent Top	PIF	0.77
S 3666	3 Ply MRT Baler	PIF	1.04
S 3664	3 Ply 3/8 x 2" Tug Belting	Per Ft.	1.73
A500	8" Clear Vinyl Strips (For Doorways)	Per Ft.	2.59
A750	12" Clear Vinyl Strips (For Doorway)	Per Ft.	4.14
S 3668	2 Ply RT Baler	PIF	0.58
S 3672	3 Ply Imp x Imp Hay baler		0.77
S 3674	3 Ply Chevron		1.02
S 3676	3 Ply Smooth		0.77
We Specialize In Endless Belts			
All Types of Belts & Belting Available		Endless Cost Calculating Example	

Cost Calculating Example

a 4" wide x 6' long
 $.60 \times 4 \times 6 = \16.56

Add for Lacing = \$23.00

Endless Cost Calculating Example
a 7" wide x 23.00 = \$161.00 plus add 2' to belt length

Belt Lacing

Clipper belt lacing is the standard of the industry for lacing drive and conveyor belts, #3 and #4 come in 24" length, 10 pieces per box. #5 and #6 come in 12" length and 12 pieces per box. Pin is not included and has to be ordered separate.



Lacing			
SU3C24	#3 Lacing 10 pc 24" Long Clipper	Per Box	74.75
SU4C12	#4 Lacing 12 pc 12" Long Clipper	Per Box	47.15
SU4C24	#4 Lacing 10 pc 24" Long Clipper	Per Box	77.05
SU5C12	#5 Lacing 12 pc 12" Long Clipper	Per Box	55.20
SU6C12	#6 Lacing 12 pc 12" Long Clipper	Per Box	63.25
S-Pin	Pin (Catgut) need to specify size 3,4,5,6	Per Ft.	1.44
W8079	Crown Belt Dressing	1 Qt.	19.55
S-7L	7" Vice Lacer		205.85
S-10L	10" Vice Lacer		287.50

Power Twist Belt

The zero down time v-belt always have some power twist link belt on the shelf. Makes any size v-belt in seconds. Help to eliminate vibration, and must be installed very tight when new for high performance. Comes in a 25' box.



Power Twist - Link Belt			
		Cost Per Foot	Box of 25'
YB-3L	Power Twist Standard (3L)	10.00	278.30
YB-A	Power Twist Drive (A)	8.50	232.30
YB-B	Power Twist Drive (B)	9.50	267.95
YB-C	Power Twist Standard (C)	14.50	393.30

we also stock Pulleys

V-Belts		
A-Belt	A Belt	0.00
B-Belt	B Belt	0.00

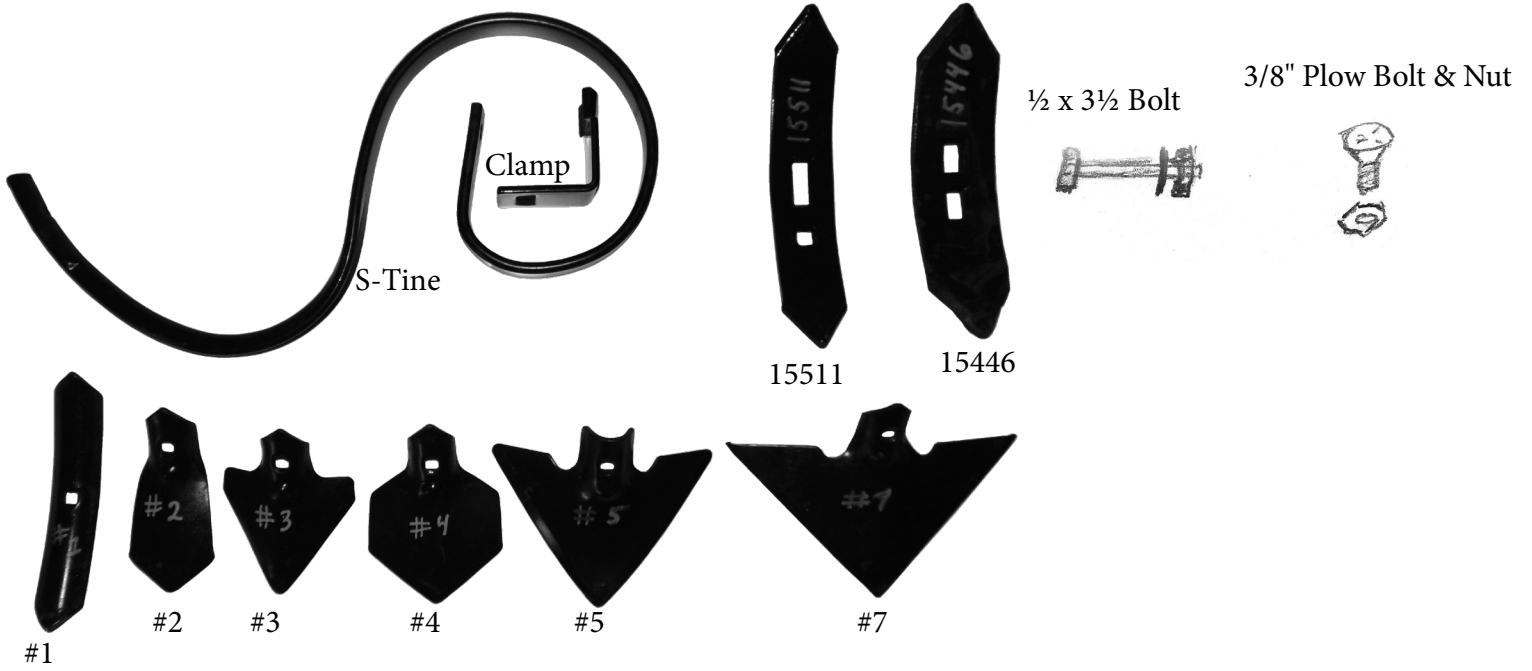
Pillow Block, Flange Bearing

We stock a good quality import bearing. Give a good description what you need. High quality name brand bearing is also available.



Pillow Block Bearing				
Size	Description	2 Hole Flange	4 Hole Flange	Pillow Block
201-8	Bearing 1/2"	12.50	12.50	14.38
202-10	Bearing 5/8"	12.50	12.50	14.38
204-12	Bearing 3/4"	12.50	12.50	14.38
205-14	Bearing 7/8"	12.50	12.50	14.38
205-15	Bearing 15/16"	12.50	12.50	14.38
205-16	Bearing 1"	12.50	12.50	14.38
206-18	Bearing 1-1/8"	15.00	15.00	17.25
206-19	Bearing 1-3/16"	15.00	15.00	17.25
206-20	Bearing 1-1/4"	15.00	15.00	17.25
207-20	Bearing 1-1/4" (Heavy)	17.50	17.50	20.13
207-21	Bearing 1-5/16"	17.50	17.50	20.13
207-22	Bearing 1-3/8"	17.50	17.50	20.13
207-23	Bearing 1-7/16"	17.50	17.50	20.13
208-24	Bearing 1 - 1/2"	21.25	21.25	24.44
208-25	Bearing 1 - 9/16"	33.00	33.00	37.95
209-26	Bearing 1-5/8"	26.75	26.75	30.76
209-27	Bearing 1-11/16"	26.75	26.75	30.76
209-28	Bearing 1-3/4"	26.75	26.75	30.76
210-30	Bearing 1-7/8"	31.50	31.50	36.23
210-31	Bearing 1-15/16"	31.50	31.50	36.23
211-32	Bearing 2"	41.50	41.50	47.73

S Tines & Sweep



Sweeps		
3214	S Tine only	18.11
3215	Clamps for S-Tine	4.54
#1	1-3/8" Sweep	7.48
#2	2-3/4" Sweep	8.05
#3	4" Sweep	8.63
#4	4" Sweep	8.91
#5	7" Sweep	9.49
#7	9" Sweep	11.50
#15511	2" x 11" x 1/4" Reversible Cultivator & Harrow Points	6.90
#15446	2-1/2" x 11" Reversible Cultivator Shovel	11.50
3600	12" Furrower Shovel	39.10
3601	16" Furrower Shovel	42.55
3216	3/8" x 1 1/2 Plow Bolt with Flange Nut	0.58
3217	1/2" x 2 Plow Bolt with Flange Nut	1.15
3219	1/2 x 3-1/2" Bolt w/lock washer & Nut for (S-Tine)	1.44
OM144RS	Oliver Plow Share	33.35
JD144RS	JD Plow Share	33.35

Furrower Shovel




Aluminum Chicken Coops

This aluminum Coop is ultra light and easy to handle
Comes with a wheel kit for easy moving.



Hen House Feeder




Features

- All Aluminum Structure
- Heavy 18 oz. Trap Roof
- 16" Wheels for easy moving

4 x 6 holds up to 10 layer chickens, 110 lb.
5 x 10 holds up to 20 layer chickens, lb.
8 x 10 holds up to 35 layer chickens, 215 lb.
10 x 12 holds up to 50 layer chickens, 250 lb.
10 x 18 holds up to 100 layer chickens, lb.

Use your own judgment.



Rollaway Nest


Chicken Coops		
NW10X18	Chicken Coop 10x18, 2 - 4 Hole Nest Box Optional	4175.50
NW10X12	Chicken Coop 10x12, 4 Hole Nest Box Optional	2972.75
NW8X10	Chicken Coop 8x10, Nest Box Optional	2679.50
NW5X10	Chicken Coop 5x10, Nest Box Optional	2231.00
NW4X6	Chicken Coop 4x6 with a 2 Hole Rollaway Nest	1397.25
NWHENHOUSE	Mobile Mini Hen House	2478.25

Inclosures for Chicken Coops		
NW4X6INCL	30 Ga. Inclosures for 4x6	264.50
NW5X10INCL	30 Ga. Inclosures for 5x10	368.00
NW8X10INCL	30 Ga. Inclosures for 8x10	437.00
NW10X12INCL	30 Ga. Inclosures for 10x12	465.75
NW10X18INCL	30 Ga. Inclosures for 10x18	546.25

Chicken Coops Kit includes water and feeder		
NW10X18KIT	Chicken Coop 10x18, with 1 - 16 Gal tank and 2 water, 2 - 30lb Feeder, 2 - 48" Nest	5157.75
NW10X12KIT	Chicken Coop 10x12, with 1 - 16 Gal tank and 1 water, 1 - 30lb Feeder, 1 - 48" Nest	3616.75
NW8X10KIT	Chicken Coop 8x10, with 1 - 8 Gal tank and 1 water, 1 - 30lb Feeder, 1 - 48" Nest	3306.25
NW5X10KIT	Chicken Coop 5x10, with 1 - 8 Gal tank and 1 water, 1 - 30lb Feeder, 1 - 24" Nest	2788.75



62 Bell Waterer




30# Feeder

Coop Options		
NWNEST1	2 Hole Rollaway Nest 16"	189.75
NWNEST2	2 Hole Rollaway Nest 24"	224.25
NWNEST4	4 Hole Rollaway Nest 48"	293.25
NWBELL	Bell Waterer (Plastic)	63.25
NWFEEDER	Feeder 30lb (Plastic)	46.00
NWLIGHT	Timed Moblie Coop Light	103.50
NWTANK8	8 Gal Tank Kit (Tank & Bracket)	224.25
NWTANK16	16 Gal Tank Kit (Tank & Bracket)	241.50
NWHENFEEDER	4' Hen House Feeder	212.75
NWWHEEL	Plastic Spoke Flat Free Wheel (Chicken Coop)	34.50

Aluminum Broiler Coops

Aluminum Coop come with bell water, tank and feeder



9 x 8 holds up to 50 chickens, lb.
 9 x 16 holds up to 100 chickens, lb.
 9 x 24 holds up to 155 chickens, lb.
 Use your own judgment.

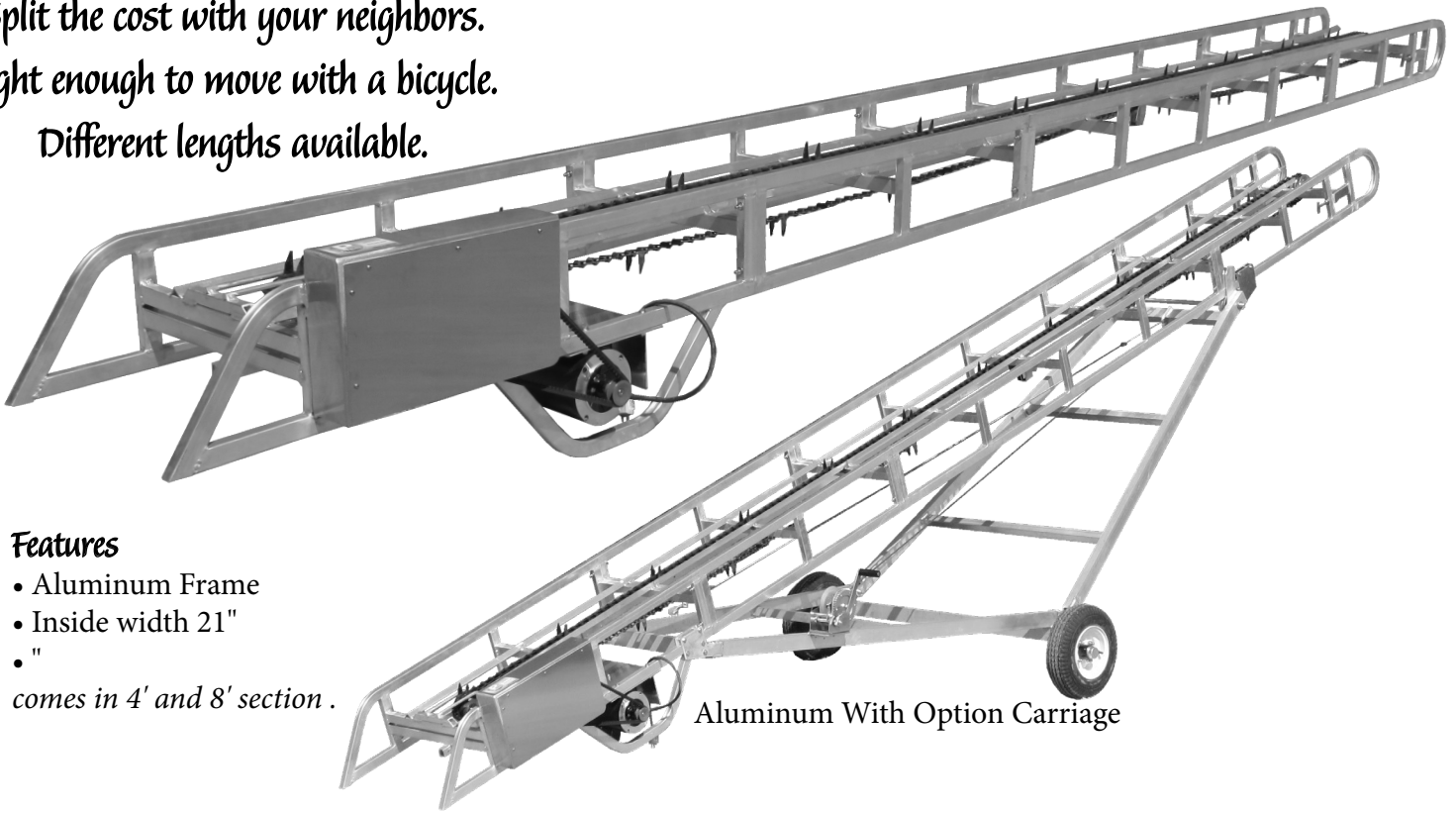
Broiler Coops		
NW9X8	Broiler Coop 9x8, with 1 - 8 Gal tank and 1 water, 1 - Feeder	2432.25
NW9X16	Broiler Coop 9x16, with 1 - 8 Gal tank and 1 water, 1 - Feeder	3099.25
NW9X24	Broiler Coop 9x24, with 1 - 16 Gal tank and 2 water, 2 - Feeder	3783.50

Inclosures for Broiler Coops		
NW9X8INCL	30 Ga. Inclosures for 9x8	402.50
NW9X16INCL	30 Ga. Inclosures for 9x16	448.50
NW9X24INCL	30 Ga. Inclosures for 9x24	557.75

Aluminum Skeleton Elevators

This aluminum elevator is ultra light and easy to handle. It comes in 4' section for easy extending at any time. Wheel kits and carriages are available so they can be pulled behind a bike, buggy, or tractor. It can be used for hay or ice.

*Split the cost with your neighbors.
Light enough to move with a bicycle.
Different lengths available.*




Features

- Aluminum Frame
 - Inside width 21"
 - "
- comes in 4' and 8' section .*

Aluminum With Option Carriage

Aluminum Skeleton Elevator			
DW12E	12' Elevator w/ Electric Motor Mount	91 lbs.	2294.25
DW12G	12' Elevator w/ Gas Motor Mount		2438.00
DW16E	16' Elevator w/ Electric Motor Mount	115 lbs.	2524.25
DW16G	16' Elevator w/ Gas Motor Mount		2668.00
DW20E	20' Elevator w/ Electric Motor Mount	139 lbs.	2754.25
DW20G	20' Elevator w/ Gas Motor Mount		2898.00
DW24E	24' Elevator w/ Electric Motor Mount	163 lbs.	2984.25
DW24G	24' Elevator w/ Gas Motor Mount		3128.00
DW28E	28' Elevator w/ Electric Motor Mount	187 lbs.	3214.25
DW28G	28' Elevator w/ Gas Motor Mount		3358.00
DW32E	32' Elevator w/ Electric Motor Mount	211 lbs.	3444.25
DW32G	32' Elevator w/ Gas Motor Mount		3588.00

Aluminum Skeleton Elevator / Options		
DW01BS	Bolt on Bale Chute	402.50
DW02WK	Wheel Kit	287.50
DW03SC	Small Carriage w/Stops (12' - 32' w 8" tires)	1667.50
DW36-40C	Medium Carriage w/ 16" Wheels (for 36' to 40' Elevator)	2357.50
DW44-52C	Heavy Carriage w/ 16" Wheels (for 44' to 52' Elevator)	2645.00
DW05BH	Bike Hitch	80.50
DW06SH	Straight Hitch	40.25
DW09SH	Straight Heavy Hitch (weld on)	143.75
DW10SH	Heavy Bolt on Hitch	161.00
DW07EM	3/4 HP Electric Motor w/ Switch, Cord, Pulley, Belt	396.75
DW08GM	GX160 Honda w/ Pulley and Belt	454.25
DWLEMM	Electric Motor Mount (36-52' Elevator)	103.50
DWSEMM	Electric Motor Mount (12-32' Elevator)	103.50
DWGMM	Gas Motor Mount	247.25

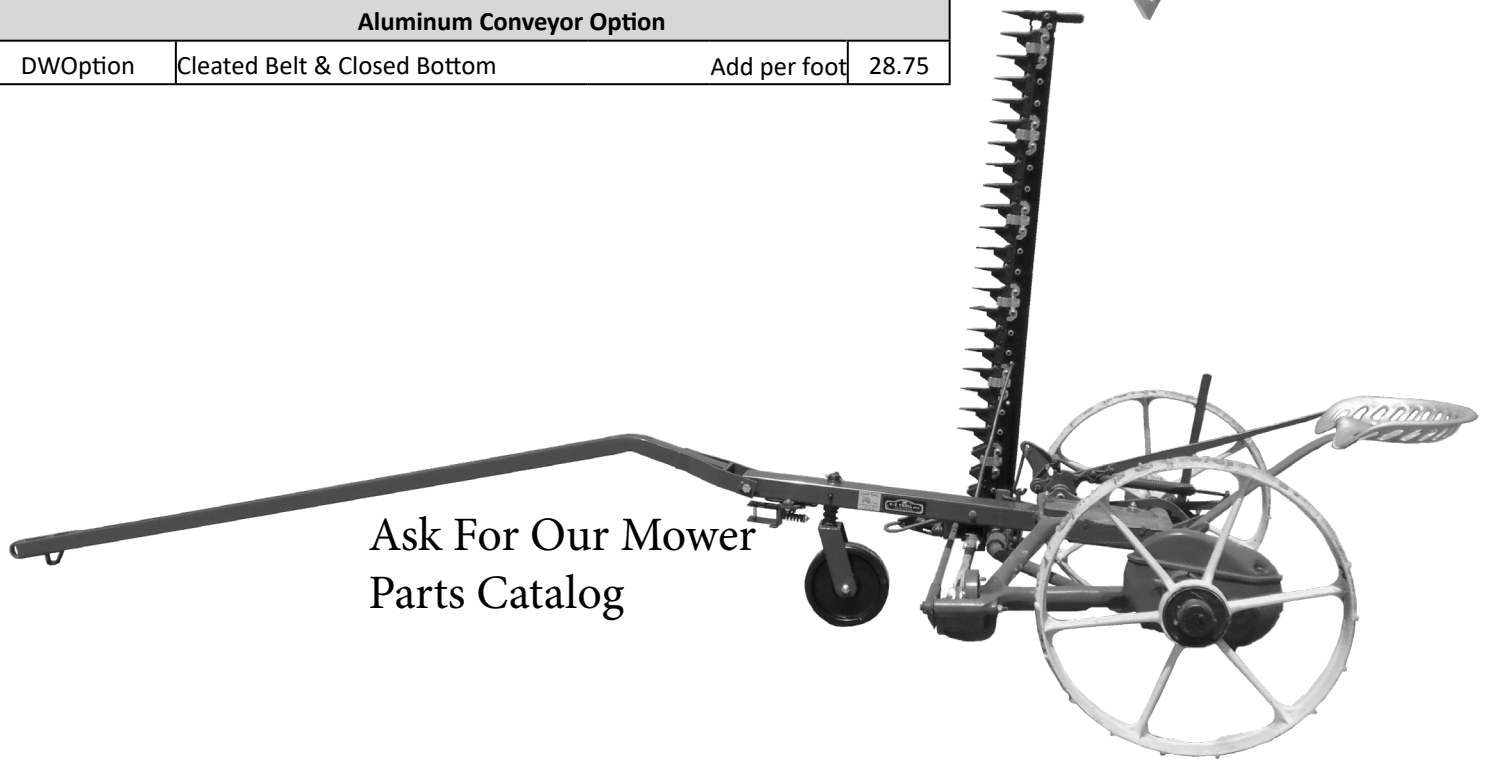


See More info on page 97

Aluminum Heavy Skeleton Elevator w/ Carriage		
DW36EC	36' Elevator w/ Medium Carriage and Electric Motor Mount	5721.25
DW36GC	36' Elevator w/ Medium Carriage and Gas Motor Mount	5865.00
DW40EC	40' Elevator w/ Medium Carriage and Electric Motor Mount	6382.50
DW40GC	40' Elevator w/ Medium Carriage and Gas Motor Mount	6526.25
DW44EC	44' Elevator w/ Heavy Carriage and Electric Motor Mount	6871.25
DW44GC	44' Elevator w/ Heavy Carriage and Gas Motor Mount	7015.00
DW48EC	48' Elevator w/ Heavy Carriage and Electric Motor Mount	7532.50
DW48GC	48' Elevator w/ Heavy Carriage and Gas Motor Mount	7676.25
DW50EC	50' Elevator w/ Heavy Carriage and Electric Motor Mount	7791.25
DW50GC	50' Elevator w/ Heavy Carriage and Gas Motor Mount	7935.00
DW52EC	52' Elevator w/ Heavy Carriage and Electric Motor Mount	8193.75
DW52GC	52' Elevator w/ Heavy Carriage and Gas Motor Mount	8337.50

Aluminum Conveyor Elevator		
DW12Coveyor	Standard Coneyor 12' x 4" Deep x 16" Wide	5290.00
DW16Conveyor	Standard Coneyor 16' x 4" Deep x 16" Wide	5980.00
DW20Conveyor	Standard Coneyor 20' x 4" Deep x 16" Wide	6555.00
DW24Conveyor	Standard Coneyor 24' x 4" Deep x 16" Wide	7245.00
DW28Conveyor	Standard Coneyor 28' x 4" Deep x 16" Wide	8050.00
DW30Conveyor	Standard Coneyor 30' x 4" Deep x 16" Wide	8510.00
DW32Conveyor	Standard Coneyor 32' x 4" Deep x 16" Wide	8970.00

Aluminum Conveyor Elevator Carriage		
DW12Carr	Conveyor Carriage 12'	1610.00
DW16Carr	Conveyor Carriage 16' - 28'	1840.00
DW30Carr	Conveyor Carriage 30' - 32'	2070.00
Aluminum Conveyor Option		
DWOption	Cleated Belt & Closed Bottom	Add per foot 28.75



Ask For Our Mower
Parts Catalog


Mowers / Quality Rebuilt, And New		
1590	6' J.D. Big 4 Mower	3001.50
1591	7' J.D. Big 4 Mower	3174.00
1601	1 Horse 4-1/2' - 5' Bar #7 w/Dolly Wheel & Shafts	2944.00
1602	1 Horse 4-1/2' - 5' Bar #9 w/Dolly Wheel & Shafts	3680.00
1606	#9 2 Horse Reg. 6' Bar (w/Original Wheels)	3565.00
1607	#9 2 Horse Reg. 7' Bar (w/34" New Wheels)	4370.00
1609	#9 Trailer Gear 8' (w/New 8"x32" Wheels)	5060.00
1610	#9 Trailer Gear 7' (w/New 8"x32" Wheels)	4945.00
1611	#9 Trailer Gear 6' (w/New 8"x32" Wheels)	4830.00
1608 I	Mower Dolly Wheel Complete Installed	445.25
1604	Shaft (Steel with Adaptor) for cat tail dolly	356.50
1605	Mower Shaft Side (wooden) Unpainted	69.00

Model #419G

\$7112.75

1-Horse Ground Driven Mower

This mower is just the machine you need for a 1-horse operation to mow your orchards, raspberry row, small pasture, or even along side your driveways. The mower is well balanced with hardly any weight on your horse when the mower is in the working position. Most of these parts interchange with the IHC mower so you can go to the local repair shop for parts if they are needed in the future.



Options:
Shaft or Tongue

Features:
42" Bar Length
34" Steel Wheels
Oil Bath Gearbox
Improve Lifting Lever Systems
Trailer Gear
7' Overall Width
45" Wheel Base

Model #722G

\$9470.25

Hay Mower



Options:
Ground Drive or Engine Drive
6' or 7' Cut
Wooden Tongue
Dolly Wheel


Here it is! Finally a new mower as close as we could get to the IHC #9. We tested this mower through different farms this last summer and had very positive results. It requires less pulling power than the #9 mower. A lot of these cutter bar parts and sickles interchange with the IHC #9 mower parts so you can go to the local repair shop for parts if they are needed in the future.

Features:
Oil Bath Gearbox
Trailer Gear
34" Hillside Wheels
Improved Lifting Lever

Model #521G

\$8239.75

1-Horse Engine Driven Mower



Options:
Tongue or Shafts
5' or 6' Bar
Steel or Air
Wheels

Features:
28" Wheels
Dolly Wheel
Improved Lifting
Lever Systems
Raised Tongue
Style Shafts

The 1-horse engine drive mower will make life easy for your horse or team. With the dolly wheel and raised tongue, your horse has hardly any tongue weight. The size of this mower makes it an excellent mower to clip your pastures or even mow smaller fields of hay. Most of these parts will interchange with IHC mower parts so you can go to the local repair shop for parts if they are needed in the future.

IHC #9 Motor Mount

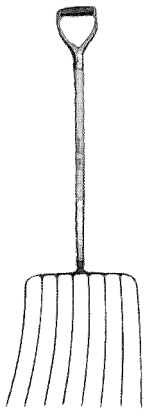
\$787.75



Convert your ground driven mower to an engine drive. Takes less horse power which enables you to mow more acreage with the same team. The engine mount is farmer friendly and only takes 5 bolts to mount on your existing mower. Swap out your old fly wheel with the new fly wheel which is machined to run a v-belt on the center for your power to the sickle. While sitting on the mower seat, you can easily reach your lever to engage or disengage your power. The system is equipped with a brake that sets down on your fly wheel when power is disengaged to assure no movement on your sickle when you have to clean your bar. Mount comes with all hardware, belt, and pulley for the engine. Engine available upon request. Uses a 5.5 HP 6-1 reduction gear motor.

Barn Owl Forks

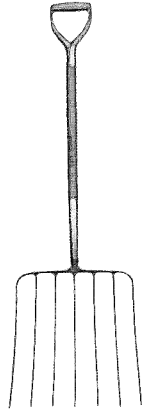
Finally, a fork that is patterned after traditional proven forks.



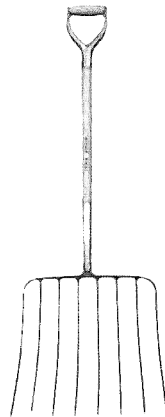
8 Tine, 14" w/ DH



5 Tine, 11" w/ DH



7 Tine 14" w/ DH



8 Tine 16" w/ DH



5 Tine 11" w/ LH



D Handles



Pitch Fork Handles

3 Tine Pitch Fork



D Grips only


Stainless Steel D Grips

Hickory Handles

Stainless Steel Ferrules

Stainless Steel Caps

Tines made from Special Blend Steel



Barn Owl Forks

Barn Owl Forks		
H19PFH48	Pitch Fork Handle 48"	28.18
H19PFH54	Pitch Fork Handle 54"	29.90
H19PFH60	Pitch Fork Handle 60"	31.63
H20DH	D-Grip Only	15.53
H20DH28	D Handles 28" (Shovel no bottom ferrule)	26.45
H20DH32	D Handles 32" (Shovel no bottom ferrule)	26.45
H20DH33	D Handles 33"	31.63
H20DH37	D Handles 37"	32.78
H20DH48	Shovel Handles 48" (round mouth shovel handle)	20.70
H3TPF48	3 Tine Pitch Fork with 48" Handle	73.60
H3TPF54	3 Tine Pitch Fork with 54" Handle, (Standard)	74.75
H3TPF60	3 Tine Pitch Fork with 60" Handle	75.90
H4T10D	4 Tine 10" with D Handle 37"	87.40
H4T10L54	4 Tine 10" with 54" Long Handle, (Standard)	85.10
H4T9D	4 Tine 9" with D Handle	85.10
H4T9L54	4 Tine 9" with 54" Long Handle, (Standard)	82.80
H5T11D	5 Tine 11" with D Handle	100.05
H5T11L54	5 Tine 11" with 54" Long Handle, (Standard)	97.75
H5T9D	5 Tine 9" with D Handle	93.15
H5T9L54	5 Tine 9" with 54" Long Handle, (Standard)	92.00
H7T14D	7 Tine 14" with D Handle	117.30
H8T14SF	8 Tine 14" Silage Fork	124.20
H8T16D	8 Tine 16" with D Handle	126.50
H8T19D	8 Tine 19" with D Handle	143.75
H9T16D	9 Tine 16" with D Handle	132.25

Spike Harrow / Parts		
3920	5' Chain Assembly for Single Section	80.50
3921	6' Chain Assembly for Single Section	83.95
3922	6' Drawbar with Twisted Clevis & Chain for 2 Sections	166.75
3923	10' Drawbar with Twisted Clevis & Chain for 2 Sections	200.10
3924	12' Drawbar with Twisted Clevis & Chain for 2 Sections	235.75
3925	15' Drawbar with Twisted Clevis & Chain for 3 Sections	258.75
3926	18' Drawbar with Twisted Clevis & Chain for 3 Sections	333.50
3950	Lever (for Spike Tooth Harrow)	51.75
3929	Notch Piece ¼" Thick	29.90
3952	Drawbar Hooks	11.50
3955	Harrow Spike	4.54
3930	Twisted Clevis	19.55
3931	Draw Bar Clevis	9.20
3932	Draw Bar Clevis Ring	5.75
3948	Tilt Bracket	25.30

Parts (to mount on gear #7 or #9)		
1410	Tread Plate 16 x 40" / with Holes Punched	172.50
1411	Angle with Plate	69.00
1412	Pipe Brace	28.75
1413	U Bolts	23.00
1450	Chain #50	Per Ft. 3.74
1416	Handle (part to mount on #9 Gear)	23.00
1417	Connecting Rod (part to mount on #9 Gear)	23.00
1418	Support (part to mount on #9 & #7 Gear)	23.00
1419	Guard (part to mount on #9 & #7 Gear) (Sprayer)	89.70
1420	Large Sprocket (50SDS30H)	35.65
1421	Bushing for Large Sprocket (SDS 1-1/8)	17.83
1422	Small Sprocket (50JA15H)	17.25
1423	Bushing for Small Sprocket (JA 1-1/8)	12.65
1424	1-1/8 x 9-1/2 Stub Shaft	25.30
1425	Shield	20.70
206-18	Bearing 1-1/8" 2 Hole Pillow Block	17.25
Manure Spreader Front End		
4508	Manure Spreader Front Axle / #8 or #10 (optional) without wheels	891.25
4509	Bend Spindle with Arm	97.75
R150	Tie Rod Ends	Ea. 26.45
4510	Tie Rods	Ea. 43.70
4511	Hitch (for Manure Spreader)	132.25
669G-A	Hub Assm 4 Bolt Ag / (Cart Hub) (3 Ton Old Style)	40.25
4515	Front Axle with Sockets	264.50
GB0008	Lime Spreader (to fit #8 N.I.)	1696.25
GB0010	Lime Spreader (to fit #10 N.I.)	1696.25

BMC Spreaders / Parts		
BMC-BS	Bolt on Spout	149.50
BMC-SR	Spout Ring	37.09
BMC-SC	Spout Clip (Outer End)	23.00

Iris USA Spreaders / Parts		
KS300A	Agitator w/ wheel	57.50
KS300B	Flow Control Plate	23.00
KS300C	Spinner Complete w/Vanes	172.50
KS300D	Gearbox	235.75
KS300E	Vanes	18.40
KS300F	Center Bushing w/Nut & Washer	62.10
KS300G	Lower Agitator w/Bolt	18.40
KS300PTO	PTO Shaft	138.00
1660	Implement Clutch 2pc / 1" Bore, 2060 Chain	87.40

Transplanter / Parts			
1805	Pneumatic Transplanter Wheels	Ea.	132.25
1810	Water Wheel Handle		66.70
1811	Water Wheel Bracket Complete with Shaft		218.50
1812	Hex Shaft Only 7/8 x 24"		65.55
1813	Lower Rack		103.50
1814	Upper Rack		120.75
1815	Goose Neck Hitch with 1 Pin		224.25
1816	Top Link		39.10
1804	Seat (for Transplanter)	Ea.	112.70
205-16	Bearing 1"	Pillow Block, SetScrew	14.38
1819	3/4" Top link Pin		5.75
1820	3/4" Washer		2.01
1821	5/16" Lynch Pin		2.01
1822	3/4" Valve Brass		18.40
1824	Seat Stem		51.75
1826	NEW - Seat Hanger with Chain		46.00
1829	Water Wheel Bracket (ONLY)		103.50
1830	Water Shut Off Rod		19.55
1832	5/8 x 23" Rod with (2) 3/16" Holes		14.95

Plastic Layer / Parts		
3025	Blade / 16", 4 Bolt	25.30
3026	Blade / 20", 4 Bolt 1" Square center	32.20
3031	Hub Assembly (Hiller Disc)	39.10
3029	Straight Stem (Hiller Disc.)	23.00
3022	Bend Stem (Hiller Disc)	28.75
Z9504-RST	Bearing, Disc Hiller, Plastic Layer, Old Style Pet Pete	6.90
3032	3/4" x 4' Bolt	4.03
3033	3/4" Nut & Lock Washer	2.59
3021	Disc Bolts (4 Bolts) @ 0.75	3.45
3028	Hiller Disc. Bracket for 2" Square Tubing	36.80
3134	UHMW Bushing, Washer & Plastic Layer	3.45
1/2-13x1 SQ	1/2-13X1 SQ HEAD SET SCREW CUP POINT	0.86
7240	Main Heavy Spring for Corn Planter, NS Plastic Layer, EZ Position Boom, 1-5/8 OD x 15 x 5/16 (Hook at Each End)	28.75
HHN2HP50C	1/2-13 HEAVY HEX NUT	0.86
1716	Front Disc Yoke Spring (Plastic Layer)	8.05
1769	Plastic Roll Brake Assembly Spring (Plastic Layer)	4.60
2615	15" Flat Free Tire & Wheel (3/4 Bearing) 4" Hub (Press Wheel)	86.25

Round Table / Parts		
3127	Padding For 5' Round Table (Self Adhesive)	31.05
3130	1 5/8 Roundtable Caster	6.04
3131	Poly Roundtable Top	264.50

Plastic Lifter / Parts		
3040	18" Straight Coulter Blade (Pet Pete)	55.20
A-96K	V-Belt Blue Kevlar (Pet Pete)	21.85
L-44643	Bearing Outer & Inner (New Style) (Old Style Inner) (Steering Top) (1 Ton), Hostetler, (Pet Pete n/s Disc)	5.18
CR-12411	Seal 1 Ton Pioneer, E-Z, Plow (Pet Pete n/s Disc)	2.30
1/2-13x1 SQ	1/2-13X1 SQ HEAD SET SCREW CUP POINT	0.86
HHN2HP50C	1/2-13 HEAVY HEX NUT	0.86
209-26	Bearing 1-5/8" 4 Hole Flange	30.76

Bed Spreader / Parts		
3041	Blade / 16" with Center Cut Out (for Bed Spreader)	32.20
3042	Hub Assembly With Tapered Bearing (for Bed Spreader)	50.60
3043	Straight Stem with Spindle (for Bed Spreader)	33.35
1/2-13x1 SQ	1/2-13X1 SQ HEAD SET SCREW CUP POINT	0.86
L-44643	Bearing Outer & Inner (New Style) (Old Style Inner) (Steering Top) (1 Ton), Hostetler, (Pet Pete n/s Disc)	5.18
CR-12411	Seal 1 Ton Pioneer, E-Z, Plow (Pet Pete n/s Disc)	2.30
3021	Disc Bolts (4 Bolts)	3.45
3044	Hiller Disc. Bracket for 2" Square Tubing (for Bed Spreader)	43.70


P48 Pump / Parts			
1003-0036	Hose Clamp	P48	11.50
1220-0004	Suct./Deliv. Check Valve	P48	57.50
1800-0002	Diaphragm, Piston	P48	32.20
1800-0017	Diaphragm, outside	P48	6.33
1800-0035	Diaphragm, inside	P48	46.00
3610-0003	Air Valve Assm	P48	17.25
2803-0027	Elbow Delivery Coupling (Gray Elbow) w/O-Ring		28.75
1210-0002	O-Ring (for Gray Elbow)		1.15
APS41 Pump / Parts			
1800.0020.00	Diaphragm for on piston	APS41	17.25
1220.0052.00	Suct/Deliv, Valve Assm. Kit	APS41	23.00
1210.0015.00	O-Ring for Valve assm.	APS41	2.30
1210.0048.00	O-Ring for under the head	APS41	1.15
Pump Oil			
8102.1801.	Comet Pump Oil (Non-Detergent)	P48, APS41	9.20
Hypro 6500-C Pump / Parts			
10050004	Super Roller 6pc	6500-C	5.75
20000010	Ball Bearing for Hypro	6500-C	6.90
21070002	Viton Seal	6500-C	8.91
17200008	O-Ring Gasket	6500-C	8.05

Sprayer / Parts


5028EZ	Comet P48 Pump w/Pulley & E Z Brass Controls & Gray Pump Elbow	1351.25
5029	Comet MP20 Pump with Pulley & No Controls	848.70
5033	Hypro 6500-C Pump	270.25
5034	8" Pulley	32.20
5036	Double Swivel	11.50
5037	Single Swivel	10.93
5038	Stainless Tip (Green)	8.63
TJ60	Blue Stainless Steel Tip (Double Fan)	12.65
5076	L x 8 Tip	12.65
5077	L x 6 Tip	12.65
5039	Brass Orchard Gun	126.50
5040	Tip Screen	1.44
5041	Plastic Tip Cap (Threaded)	0.58
5042	Lever Control Valve	146.05
5043	1/4" Brass Tee	7.48
5044	1/4" Brass Street ELL (45 Deg or 90 Deg)	5.18
5045	1/4 x 11/16" Adaptor Brass	3.45
5046	1/4" FPT to MPT Valve Brass	13.80
5047	1/4 x 3/8" Barb Brass	2.30
5048	1/2" Brass Boom Tee	8.05
5049	1/2" Brass Boom ELL	7.48
5050	1/4 x 11/16" Individual Valves with Nozzle Body (Brass)	14.38
5051	3/8" Brass Boom Tee	8.05
5052	3/8" Brass Boom ELL	7.48
5053	3/4" Nylon Inline Filter	16.10
5054	1" Inline Strainer with Large Screen	28.75
5055	1" Inline Strainer (Slim)	28.75
5058	3/8" Knob (Wing Bolt)	6.90
5059	Complete Assembly for End of Boom for 3/8 Hose	51.75
5059-A	Complete Assembly for End of Boom for 1/2 Hose	51.75
5062	1" Boom Clamp	4.03
5063	Boom Latch Spring 1-5/8 x 4-5/8 x 11/32 for Xtenda	16.39
5064	540 PTO Adapter X 5/8 Bore	74.75
5068	50' Hose & Gun for Any Sprayer	193.20
5069	Regulator 300lbs. Poly	18.40
5070	Regulator 300lbs. Brass	74.75
5071	Regulator 700lbs. Brass	81.65
5074	Throttle Valve 1/2"	35.65
5075	Agitator	11.50
5078	1" Shaft Kit for (P48) (MP20) (D30)	69.00
5080	3/4" PVC Valve FPT (Sprayer) (Transplanter)	4.60
5082	1" PVC Valve FPT	5.75
5090	1" 3 Way Brass Valve	120.75
5091	3/4" 3 Way Brass Valve	105.80



5028
Comet P48



5033
Hypro 6500-C



Sprayer Hose		Per Ft.
4008	3/4" Clear Braided	2.42
4009	1" Clear Braided	2.76
4015	1" Suction Hose	2.88
4014	1-1/4" Suction Hose	3.22
4016	1-1/2" Suction Hose	3.68
4017	2" Suction Hose	5.46
4018	3" Suction Hose	10.06
4019	4" Suction Hose	18.40
64-500	3/8 OD Polyethylene Tubing	1.32
43-500	1/4 OD Polyethylene Tubing	1.02
4031	1/2" Black 200 PSI	1.73
4040	1/2" Clear Eva	1.44
4051	3/8" Clear Eva	1.27
4041	3/8" Yellow High Pressure 600 PSI	1.55
4052	1/2" Yellow High Pressure 600 PSI	2.76
4053	3/4" Yellow High Pressure 600 PSI	4.54

Hose Clamps or Gear Clamps / All Stainless Steel		
6204000	Hose Clamp #4 Mini (stainless Steel) 7/32 - 5/8 x 5/16 band	0.69
6206000	Hose Clamp #6 Mini (stainless Steel) 7/16 - 25/32 x 5/16 band	0.69
6706552	Hose Clamp #6 (stainless Steel) 7/16 - 25/32 x 1/2 band	1.09
6708552	Hose Clamp #8 (stainless Steel) 1/2 - 29/32	1.09
6710552	Hose Clamp #10 (stainless Steel) 9/16 - 1-1/16	1.09
6712552	Hose Clamp #12 (stainless Steel) 11/16 - 1-1/4	1.09
6716552	Hose Clamp #16 (stainless Steel) 13/16 - 1-1/2	1.15
6720552	Hose Clamp #20 (stainless Steel) 13/16 - 1-3/4	1.15
6724552	Hose Clamp #24 (stainless Steel) 1-1/16 - 2	1.15
6728552	Hose Clamp #28 (stainless Steel) 1-5/16 - 2-1/4	1.38
6732552	Hose Clamp #32 (stainless Steel) 1-9/16 - 2-1/2	1.38

1 Horse Cultivator / Parts		
3209	Frame (for 1 Horse Cultivator)	218.50
3205	Grip (for 1 Horse Cultivator)	8.05
3206	Spacer (for 1 Horse Cultivator)	8.05
3207	Plate, Adjustable (for 1 Horse Cultivator)	12.65
3210	Singletree (for 1 Horse Cultivator)	42.55
2610	10" Flat Free Tire & Wheel (2.5 Offset Hub) (Cultivator)	52.90
9089	Wheel 3 x 10" Steel (Cultivator)	51.75
3211	Stem (for 1 Horse Cultivator)	20.70
3212	S Tine Complete with Clamp and #3 Sweep	31.63
3214	S Tine only	18.11
3216	3/8" x 1 1/2 Plow Bolt with Flange Nut	0.58
3215	Clamps for S-Tine	4.54
3219	1/2 x 3-1/2" Bolt w/lock washer & Nut for (S-Tine)	1.44
3213	Clamps with Rolling Shield Pipe	11.50

Bucket Washer / Parts		
3140	Bucket Washer Brush w/End Brush and Shaft	172.50
3141	Brush Shaft	51.75
3142	Bucket Washer End Brush	20.70
3143	Bucket Washer Brush	94.30

E-SEE CLEAN / Parts		
3125	3-7/8 x 24" Brushes	74.75
3124	3-7/8 x 24 Drying Brush	74.75
3147	12" x 24" Top Brush	172.50
3145	SS Bearing SB204-12 2RS	13.80
3146	Flange Set PFT204 (for SB204-12 2RS)	4.60
3132	3/8 Nylon Boom Elbows	3.16
3133	3/8 Nylon Boom Tee	3.74
D5	Orifices	2.59
DC23	NYB Discs	3.16
3148	10" Sidewind Jack	50.60
3149	Flicker Bar	431.25

Produce Washer / Parts		
1630S	Stainless Bearing (Washer Shaft)	9.20
3115	1/10 HP / RG Motor (Reduction Gear Motor)	621.00
3119	3/4 HP Electric Motor	368.00
3120	Replacement Sponges 4 x 1/2 x 1-1/2" each Latex (Standard)	2.59
3123	Padding 1/4 x 56" Wide (Self Adhesive) Per Square Ft.	6.33
3125	3-7/8 x 24" Brushes	74.75
3126	3-7/8 x 16" Brushes	55.20
3127	Padding For 5' Round Table (Self Adhesive)	31.05
3128	Padding for Washer Plate 4" x 24"	9.20
3130	1 5/8 Roundtable Caster	6.04
3131	Poly Roundtable Top	264.50
3132	3/8 Nylon Boom Elbows	3.16
3133	3/8 Nylon Boom Tee	3.74
3134	UHMW Bushing, Washer & Plastic Layer	3.45
3135	Brass Washer Bushing	5.75
3136	Motor Mount Complete	161.00
1440	Chain #40	2.42
1441	#40 Repair Link	1.15
1442	#40 Repair 1/2 Link	2.30
D5	Orifices	2.59
DC23	NYB Discs	3.16
A-25	A 25 Belt for drive pulley to JackShaft E-Z Clean	0.00
A-44	A 44 Belt for washer to top bursh jackshaft	0.00
A-45	A 45 Belt for feeder to top bursh jackshaft	0.00
A-53	A 53 Belt for drive pulley to washer	0.00
A-54	A 54 Belt for jackshaft to top brush	0.00



3132



3133

Draft Forecart / Parts		
1130	Draft Forecart Frame Only	598.00
1131	HD Draft Forecart Frame Only	695.75
1133	Hitch for Draft Forecart	46.00
1119	Implement Seat	51.75
1120	Implement Seat Bracket	112.70
1134	Seat Bracket Mounting Post (Plain)	6.90
1134-B	Bolt on Seat Bracket Mounting Post	16.10
1135	Spring Coil Seat Bracket	17.25
1136	Seat Bracket Hinge Pin	19.55
1137	Stainless Steel Guard Knob	10.35
1138	Brake Drum (Bolt on) (4 Bolt Ag) (Draft Forecart)	Ea. 41.40
1140	Brake Band w/Yoke RH/LH	Ea. 63.25
1141	Brake Lining w/Rivets (Forecart, 3 Ton, 4 Ton, 6 Ton)	27.60
1142	Brake Yoke w/Pin	4.60
1157	Brake Pedal w/Notches	27.60
3013	Spring (Wagon & Forecart Brakes)	5.75
1144	Steel Shaft Side for Draft (96")	Ea. 50.60
1145	Steel Singletree for Forecart, 1 Ton Gear	51.75
1146	Fender Only for Draft Forecart	Ea. 92.00
1147	Fender Mounting Bracket L or R	Ea. 63.25
1160	Poly Bench Seat for Forecart	684.25
1161	Poly Bench Seat with Cushion for Forecart	805.00
1149	Mounting Bar	66.70
1150	Mounting Socket	Ea. 48.30
3019	Spring Hvy. 2 Leaf (Pony Cart) (Bench Seat)	6 lbs. Ea. 71.30
1151	Bracket (for 2 leaf Spring to Seat)	Ea. 25.30
1152	Arm Rest for Bench Seat for Forecart (Draft, Haflinger)	Ea. 33.93
0188	Back Strap Steel for Bench Seat for Forecart	Ea. 11.50
1153	Bench Seat, Seat Cushion (need seat size width & length)	89.70
Forecart / Blade Parts		
1181	7' Blade only	207.00
1186	Blade Frame Tube	247.25
1187	Blade Lever Connector	28.75
1188	Blade Rear Bracket	227.70
1189	Blade Holder Bracket	227.70
1190	Wing Bracket on blade	55.20
1191	Wing Bracket on wing	55.20
1192	Wing	47.15
1193	Skid Backet	34.50
1194	Skid only	57.50
B3112	Spring for Blade Angle Ajustment	0.00

Hub Assembly		
669G-A	Hub Assm 4 Bolt Ag / (Cart Hub) (3 Ton Old Style)	40.25
W670G-A	Hub Assm 6 Bolt / (New Style E-Z, 6 Ton) (Reliable)	86.25
Hub Only		
669G-H	Hub Only 4 Bolt Ag / (Cart Hub) (3 Ton Old Style)	36.80
W670G-H	Hub Only 6 Bolt / (New Style E-Z, 6 Ton) (Reliable)	80.50
Hub Cap		
9911	Hub Cap (4 Bolt Ag Cart) (669G Hub)	3.45
9928	Hub Cap for (W670G Hub)	4.60
Races		
LM-67010	Race 4 & 5 Bolt Inner, (6 Bolt Outer), Pioneer, Old Style E-Z	3.74
LM-11910	Race 4 & 5 Bolt Outer Pioneer, Old Style E-Z	3.16
332	Race Reliable, E-Z Trail 6 Bolt Inner	9.49
14276	Race Reliable, E-Z Trail 6 Bolt Outer	7.19
Bearings		
LM-11949	Bearing 4 & 5 Bolt Outer	5.18
LM-67048	Bearing 4 & 5 Bolt Inner (6 Bolt Outer) #2 Hub 1-1/4" Inner	5.18
342-A	Bearing 6 Ton (6 Bolt) Groove Inner (Reliable) New Style E-Z Trail	11.50
14137-A	Bearing 6 Ton (6 Bolt) Groove Outer (Reliable) New Style E-Z Trail	7.48
Seals		
CR-16069	Seal 4 & 5 Bolt (Cart) Pioneer, E-Z	2.59
CR-22870	Seal 6 & 8 Ton, New Style E-Z Trail, Reliable, Hostetler	4.03
Spindles		
1132	Spindle 1-5/8" x 10" (Old Style 4 Ton) (4 Bolt Ag), Cart	17.25
0619	Spindle 6 Ton NS 1-3/4" x 10-1/4" (6 Bolt) (Heavy Duty Forecart)	23.00
Wheels		
9095	Wheel 3/16 x 5 x 28" (4 Bolt Ag.) (5 Bolt Ag.) (5 Bolt Auto) (6 Bolt) (Forecart)	120.75
9097	Wheel 1/4 x 5 x 28" (4 Bolt Ag.) (5 Bolt Ag.) (5 Bolt Auto) (6 Bolt) (Wagon)	133.40

Haflinger Forecart / Parts		
1213	Haflinger Forecart Frame Only	531.30
1214	Haflinger Forecart with Seat - NO Wheels	653.20
1133	Hitch for Draft Forecart	46.00
1119	Implement Seat	51.75
1120	Implement Seat Bracket	112.70
1134	Seat Bracket Mounting Post (Plain)	6.90
1135	Spring Coil Seat Bracket	17.25
1136	Seat Bracket Hinge Pin	19.55
1137	Stainless Steel Guard Knob	10.35
0167	Brake Drum (Bolt on) (1 Ton) (4 Bolt Pony)	34.50
1215	Brake Band with Yoke (RH/LH) Ea.	56.35
1216	Brake Lining with Rivets (Haflinger, 1 Ton)	25.30
1142	Brake Yoke w/Pin	4.60
3013	Spring (Wagon & Forecart Brakes)	5.75
1217	Steel Shaft Side for Standardbred / Haflinger (90") Ea.	50.60
1145	Steel Singletree for Forecart, 1 Ton Gear	51.75
1218	Fender Only for Haflinger Forecart	88.55
1219	Fender Mounting Bracket for Haflinger Forecart	60.95
1149	Mounting Bar	66.70
1150	Mounting Socket Ea.	48.30
3019	Spring Hvy. 2 Leaf (Pony Cart) (Bench Seat) 6 lbs. Ea.	71.30
1151	Bracket (for 2 leaf Spring to Seat) Ea.	25.30
1152	Arm Rest for Bench Seat for Forecart (Draft, Haflinger) Ea.	33.93
0188	Back Strap Steel for Bench Seat for Forecart Ea.	11.50
1153	Bench Seat, Seat Cushion (need seat size width & length)	89.70
1154	Bench Seat, Back Cushion (need seat size width & length)	43.70
1155	Bench Seat Cushion (SET) (need seat size width & length) Set	126.50
Hub Assembly		
440G-A	Hub Assm 4 Bolt Pony / (1 Ton New Style)	40.25
Hub Only		
440G-H	Hub Only 4 Bolt Pony / (1 Ton New Style)	36.80
Hub Cap		
9900	Hub Cap (1 Ton NS 440G Hub), (3 Ton 5 Bolt Auto 208 Hub)	3.45
Races		
LM-44610	Race New Style 1 Ton, (Old Style 1 Ton inner) (Steering Top) (5 Bolt Auto Outer)	3.16

Bearings		
L-44643	Bearing Outer & Inner (New Style) (Old Style Inner) (Steering Top) (1 Ton), Hostetler, (Pet Pete n/s Disc)	5.18
Seals		
CR-12411	Seal 1 Ton Pioneer, E-Z, Plow (Pet Pete n/s Disc)	2.30
Spindles		
0160	Spindle 1-1/4" x 10" NS (1 Ton) (3/4 Ton) (4 Bolt Pony)	16.10
Wheels		
2806	5.30 x 12 x 20" O.D. Air Tire (4 Bolt Pony) (1 Ton)	138.00
2807	1.75 / 80 x 13" 22 O.D. Air Tire (4 Bolt Pony) (1 Ton)	172.50
9010	Wheel 3/16 x 4 x 24" (4 Bolt Pony) (1 Ton) (pioneer cultivator)	92.00
9026	Wheel 3/16 x 4 x 20" (4 Bolt Pony) (1 Ton)	86.25

Pony Forecart / Parts		
1119	Implement Seat	51.75
1121	Implement Seat Bracket (Pony)	86.25
1362	Bench Seat for Pony	546.25
1363	Bench Seat with Cushions (Pony)	667.00
3013	Spring (Wagon & Forecart Brakes)	5.75
Hub Cap		
9900	Hub Cap (1 Ton NS 440G Hub), (3 Ton 5 Bolt Auto 208 Hub)	3.45
Races		
LM-44610	Race New Style 1 Ton, (Old Style 1 Ton inner) (Steering Top) (5 Bolt Auto Outer)	3.16
Bearings		
L-44643	Bearing Outer & Inner (New Style) (Old Style Inner) (Steering Top) (1 Ton), Hostetler, (Pet Pete n/s Disc)	5.18
Seals		
CR-12411	Seal 1 Ton Pioneer, E-Z, Plow (Pet Pete n/s Disc)	2.30
Spindles		
0160	Spindle 1-1/4" x 10" NS (1 Ton) (3/4 Ton) (4 Bolt Pony)	16.10
Wheels		
2809	4.80 / 4.00 x 8" Air Tire 16" O.D. NS Fixed Hub	90.85
9088	Wheel 3 x 16" Steel w/Fixed Hub 1" Bearing w/center ring	126.50
2620	4.80 x 4.00 x 8 Rim / 16" Flat Free Wheel Fixed Hub	178.25

1 Ton, 1 Horse Wagon / Parts			
0155	1-Ton Front Axle Only (No Wheels)	68 lbs.	802.70
0156	1-Ton Rear Axle Only (No Wheels)	50 lbs.	432.40
0161	48" Coupling Pole (1 Ton)	14 lbs.	103.50
0162	75" Coupling Pole (1 Ton)		138.00
0161A	Coupling Pole Bolt		5.75
0163	Tie Rod Pipe w/ All Thread (1 Ton)		32.20
0164	1/2" Tie Rod End Yoke w/ Pins (1 Ton)		5.75
0165	Tie Rod End Yoke W/Jam Nut 1/2-20 (1 Ton)		6.33
0174	Steering Rods (1 set) (1 Ton) (with tie rod ends)		88.55
0166	Bolt on Standard (1 Ton)	Ea.	20.70
0117	Lock Only (Brake Lever)		25.30
0167	Brake Drum (Bolt on) (1 Ton) (4 Bolt Pony)		34.50
0169	Brake Band with Yoke (RH) or (LH) (1 Ton)		56.35
1216	Brake Lining with Rivets (Haflinger, 1 Ton)		25.30
2324	Brake Lining (1/4 x 1-1/2" Brake Lining)	Per Ft.	9.78
3005	Spring Coil (Lightweight) (Green)		10.35
3006	Spring Coil (Medium) (Red)		10.35
3007	Spring Coil (Heavy) (Black)		12.65
3013	Spring (Wagon & Forecart Brakes)		5.75
0170	Bolster Spring Socket (1 Ton)		36.80
0171	Bolster Spring Angle Piece (1 Ton)		25.30
1145	Steel Singletree for Forecart, 1 Ton Gear		51.75
1144	Steel Shaft Side for Draft (96")	Ea.	50.60
1217	Steel Shaft Side for Standardbred / Haflinger (90")	Ea.	50.60
0179	Footman Loop (1 Ton) (Standardbred Cart)		2.88
2140	Draft Tongue Adaptor 1 Ton		57.50
0126	Tongue Adaptor (1 Ton)		39.10
0127	Tongue Cap (Haflinger)		17.25
.	.		.
.	.		.
0175	Hammer Strap w/ Bolt		11.50
0176	Steering Hitch (1 Ton) DOM Pipe and bolt w/nut		82.80
Hub Assembly			
440G-A	Hub Assm 4 Bolt Pony / (1 Ton New Style)		40.25
Hub Only			
440G-H	Hub Only 4 Bolt Pony / (1 Ton New Style)		36.80
Hub Cap			
9900	Hub Cap (1 Ton NS 440G Hub), (3 Ton 5 Bolt Auto 208 Hub)		3.45
Races			
LM-44610	Race New Style 1 Ton, (Old Style 1 Ton inner) (Steering Top) (5 Bolt Auto Outer)		3.16
Bearings			
L-44643	Bearing Outer & Inner (New Style) (Old Style Inner) (Steering Top) (1 Ton), Hostetler, (Pet Pete n/s Disc)		5.18

Seals			
CR-12411	Seal 1 Ton Pioneer, E-Z, Plow (Pet Pete n/s Disc)		2.30
Spindles			
0157	Bent Spindle (Welded) for 1 Ton		40.25
0158	Front Spindle (Welded) with Arm - (LH or RH) for (1 Ton)		66.70
0160	Spindle 1-1/4" x 10" NS (1 Ton) (3/4 Ton) (4 Bolt Pony)		16.10
Wheels			
2806	5.30 x 12 x 20" O.D. Air Tire (4 Bolt Pony) (1 Ton)		138.00
2807	1.75 / 80 x 13" 22 O.D. Air Tire (4 Bolt Pony) (1 Ton)		172.50
9010	Wheel 3/16 x 4 x 24" (4 Bolt Pony) (1 Ton) (pioneer cultivator)		92.00
9026	Wheel 3/16 x 4 x 20" (4 Bolt Pony) (1 Ton)		86.25
1005	Wheel 5/8" x 2" x 24" Steel (for 1 ton Gear) NEW		166.75
2907	Heavy Wooden Wheel 1-1/2 x 24" with Steel (1 1/4 Axle #2 Hub) (Painted)(1 Ton)		488.75
1 Ton, Wagon Bed / Parts			
0181	Upright Brackets (1 Ton)		36.80
0182	End Bracket (for 0135 Bed or 0138 Side)		15.53
0183	Side Bracket (for 0135 Bed)		20.13
0185	Seat Bracket for Removable Seat		16.10
0186	Seat Bracket Pocket		12.65
0187	Hinges		11.50
0188	Back Strap Steel for Bench Seat for Forecart	Ea.	11.50
0189	Arm Rest		33.93
0190	Rail Pocket		11.50
0191	Hood Rubber	Ea.	8.63
0192	Side Step		17.25
0193	End Gate Angle		12.65
0194	Side Support (For Trail wagon)		28.75
0195	End Support (For Trail wagon)		25.30
0144	Float Brace (for Trail wagon)		16.10
0196	Latch		20.70
0197	Bench Seat Support Brace		13.80
0198	Retractable Rear Steps (1 Ton) 25" wide		345.00
0199	Guard (for 0137 Bed)		111.55
0200	Foot Rest Support (for 0137 Bed)	1 Ton Ea.	40.25
0147	Canvas with no curtains		529.00
0148	5 bows 56"	Set	310.50
0149	Hoop brackets	Ea.	14.38
0150	Hoop Clips	Ea.	8.05
0151	End Curtain		126.50
0152	Line Slot		63.25
0153	Side Curtains with 2 Zippers	Ea.	63.25
0154	Window in Canvas. Approx. 2 sq. ft. (1 Ton)		63.25

3 Ton Canvas Cover / Parts		
0327	Canvas with No Curtain	672.75
0328	5 Bows 68" x 2 1/2" (3 Ton)	333.50
0329	Hoop Brackets (3 Ton) Ea.	14.38
0330	Hoop Clip (3 Ton) Ea.	8.05
3 Ton (NS) Wagon / Parts		
0339	Front Axle Only (No Wheels) 3 Ton	1023.50
0340	Rear Axle Only (No Wheels) 3 Ton	500.25
0342	Coupling Pole - 7ft.	109.25
0346	Steering Hitch (3 Ton)	149.50
R150	Tie Rod Ends	26.45
R150-N	Tie Rod End with Jam Nut (3, 4, 6 Ton)	27.03
0117	Lock Only (Brake Lever)	25.30
0355	Brake Drum (Bolt on) (3,4 Ton) (5 Bolt Auto)	41.40
0345	Brake Band with Yoke (RH) or (LH) (3 Ton)	63.25
1141	Brake Lining w/Rivets (Forecart, 3 Ton, 4 Ton, 6 Ton)	27.60
2324	Brake Lining (1/4 x 1-1/2" Brake Lining) Per Ft.	9.78
3013	Spring (Wagon & Forecart Brakes)	5.75
3576	1/2-20 x 1 7/8 Stud Bolts	3.45
2919	1/2-20 Lug Nut	1.09
2135	Draft Wagon Tongue Adaptor 3, 4 and 6 Ton	57.50
2108	Draft Tongue Cap with Bolts	17.25
0175	Hammer Strap w/ Bolt	11.50
0640	Standards (3, 4, 6, 8 Ton) Ea.	17.25
Hub Assembly		
208-A	Hub Assm 5 Bolt Auto (New Style E-Z, 3, 4 Ton)	51.75
Hub Only		
208-H	Hub Only 5 Bolt Auto (New Style E-Z, 3, 4 Ton)	48.30
Hub Cap		
9900	Hub Cap (1 Ton NS 440G Hub), (3 Ton 5 Bolt Auto 208 Hub)	3.45
Races		
L-68111	Race 5 Bolt Auto Inner	3.74
LM-44610	Race New Style 1 Ton, (Old Style 1 Ton inner) (Steering Top) (5 Bolt Auto Outer)	3.16
Bearings		
L-44649	Bearing (3 & 4 Ton Outer) (5 Bolt Auto)	6.33
L-68149	Bearing (3 & 4 Ton Inner) (5 Bolt Auto)	
Seals		
CR-17146	Seal 5 Bolt Auto 3 & 4 Ton	
Spindles		
0350	Front Spindle with Arm (RH) or (LH) (5 Bolt) NS (3 Ton)	
0352	Front Spindle with Arm for Wood Wheels	106.95
0411	Spindle 1-3/4" x 12-3/4" NS 3 & 4 Ton (5 Bolt Auto)	24.15
Wheels		
9076	Wheel 5 Bolt 15 x 6 Rims with Used Air Tires (Custom Spoke)	112.70
9096	Wheel 1/4 x 5 x 26" (4 Bolt Ag.) (5 Bolt Ag.) (5 Bolt Auto) (6 Bolt)	128.80

NS Light Farm Wagon / Parts		
0406	Front Axle Only (No Wheels) 4 Ton 5 Bolt	1046.50
0405	Rear Axle Only (No Wheels) 4 Ton 5 Bolt	540.50
0408	Coupling Pole - 9 ft.	132.25
0415	Steering Hitch (4 Ton)	149.50
0410	Tie Rod Only	35.08
R150	Tie Rod Ends	26.45
R150-N	Tie Rod End with Jam Nut (3, 4, 6 Ton)	27.03
0355	Brake Drum (Bolt on) (3,4 Ton) (5 Bolt Auto)	41.40
3013	Spring (Wagon & Forecart Brakes)	5.75
2111	Draft Wagon Tongue 13' (Painted)	100.05
2135	Draft Wagon Tongue Adaptor 3, 4 and 6 Ton	57.50
0175	Hammer Strap w/ Bolt	11.50
0640	Standards (3, 4, 6, 8 Ton) Ea.	17.25
Hub Assembly		
208-A	Hub Assm 5 Bolt Auto (New Style E-Z, 3, 4 Ton)	51.75
Hub Only		
208-H	Hub Only 5 Bolt Auto (New Style E-Z, 3, 4 Ton)	48.30
Hub Cap		
9900	Hub Cap (1 Ton NS 440G Hub), (3 Ton 5 Bolt Auto 208 Hub)	3.45
Races		
L-68111	Race 5 Bolt Auto Inner	3.74
LM-44610	Race New Style 1 Ton, (Old Style 1 Ton inner) (Steering Top) (5 Bolt Auto Outer)	3.16
Bearings		
L-44649	Bearing (3 & 4 Ton Outer) (5 Bolt Auto)	6.33
L-68149	Bearing (3 & 4 Ton Inner) (5 Bolt Auto)	7.48
Seals		
CR-17146	Seal 5 Bolt Auto 3 & 4 Ton	4.03
Spindles		
0441	Front Spindle with Arm (RH) or (LH) (5 Bolt) NS (4 Ton)	103.50
0411	Spindle 1-3/4" x 12-3/4" NS 3 & 4 Ton (5 Bolt Auto)	24.15
Wheels		
9076	Wheel 5 Bolt 15 x 6 Rims with Used Air Tires (Custom Spoke)	112.70
9096	Wheel 1/4 x 5 x 26" (4 Bolt Ag.) (5 Bolt Ag.) (5 Bolt Auto) (6 Bolt)	128.80
9097	Wheel 1/4 x 5 x 28" (4 Bolt Ag.) (5 Bolt Ag.) (5 Bolt Auto) (6 Bolt) (Wagon)	133.40

6 & 8 Ton / Parts		
0615A	Front Axle Assembly (No Wheels)	1167.25
0615	Front Axle Only	586.50
0616A	Rear Axle Assembly (No Wheels)	701.50
0616	Rear Axle Only	546.25
0618	Steering Hitch (6 Ton) W/Pipe & Bolt	151.80
2135	Draft Wagon Tongue Adaptor 3, 4 and 6 Ton	57.50
0175	Hammer Strap w/ Bolt	11.50
0626	Bent Spindle Cap (for 1 3/4 Spindle)	11.50
0627	Cap Bolt	1.15
0628	Tie Rod 1-1/16" x 20-3/4"	35.08
0628N	Tie Rod 1-1/16" x 17-3/4"	35.08
0642	Tapered Bushing for R150	9.20
R150	Tie Rod Ends	26.45
R150-N	Tie Rod End with Jam Nut (3, 4, 6 Ton)	27.03
3013	Spring (Wagon & Forecart Brakes)	5.75
0630	Trust Bearing 1-3/4" (for Steering)	23.00
0645	Front Spindle Socket (Plain)	34.50
1138	Brake Drum (Bolt on) (4 Bolt Ag) (Draft Forecart)	41.40
1139	Brake Drum (Weld on) for Draft Forecart	43.13
1140	Brake Band w/Yoke RH/LH	63.25
1141	Brake Lining w/Rivets (Forecart, 3 Ton, 4 Ton, 6 Ton)	27.60
3541	1/2-20 x 1 3/4 Lug Bolts	1.04
0631	7/8 Washer	1.44
2310	7/8 Hex Slotted Nut	2.88
0633	Cotter Key	0.40
0639	Dirt Shield (W670 Hub)	12.65
0629	Brass Bushing Insert (Takes 2)	Ea. 9.20
0629-P	Pipe for Bushing	17.25
0634	Steering Hitch Bolt 1 x 10" with Nut	11.50
0635	7' Coupling Pole (6 Ton)	144.90
0636	9' Coupling Pole (6 Ton)	170.20
0638	Brake Drum (Bolt on) (6 Ton) (6 Bolt) (Heavy Duty Forecart)	41.40
0640	Standards (3, 4, 6, 8 Ton)	Ea. 17.25
3320	Bolster Angle w/Pipe, 4, 5, 6 Bolt	32.20
3321	Bolster Socket, 4, 5, 6 Bolt	57.50
3322	Spring Bolt Package w/ Chains	32.20
3007	Spring Coil (Heavy) (Black)	12.65
Hub Assembly		
W670G-A	Hub Assm 6 Bolt / (New Style E-Z, 6 Ton) (Reliable)	86.25
Hub Only		
W670G-H	Hub Only 6 Bolt / (New Style E-Z, 6 Ton) (Reliable)	80.50

Hub Cap		
9928	Hub Cap for (W670G Hub)	4.60
Races		
332	Race Reliable, E-Z Trail 6 Bolt Inner	9.49
14276	Race Reliable, E-Z Trail 6 Bolt Outer	7.19
Bearings		
342-A	Bearing 6 Ton (6 Bolt) Groove Inner (Reliable) New Style E-Z Trail	11.50
14137-A	Bearing 6 Ton (6 Bolt) Groove Outer (Reliable) New Style E-Z Trail	7.48
Seals		
CR-22870	Seal 6 & 8 Ton, New Style E-Z Trail, Reliable, Hostetler	4.03
Spindles		
0624	Bent Spindle 1 3/4 (for W670 Hub)	55.20
0625	Bent Spindle with Arm Left (6, 8 Ton) (for W670 Hub)	95.45
0623	Bent Spindle with Arm Right (6, 8 Ton) (for W670 Hub)	95.45
0619	Spindle 6 Ton NS 1-3/4" x 10-1/4" (6 Bolt) (Heavy Duty Forecart)	23.00
Rim		
9032	Rim 6 Bolt / 15 x 6	97.75
9033	Rim 6 Bolt / 15 x 8	112.70
9035	Rim 6 Bolt / 16 x 6	112.70
9036	Rim 6 Bolt / 16 x 8	187.45
Wheels		
0620	Used 15" Highway Tire (Mounted) (does not include Rim) Ea.	37.95
0621	New 9.5L -15 Implement Tire (Mounted) (does not include Rim) Ea.	201.25
0622	New 11L -15 Implement Tire (Mounted) (does not include Rim) Ea.	215.05
9097	Wheel 1/4 x 5 x 28" (4 Bolt Ag.) (5 Bolt Ag.) (5 Bolt Auto) (6 Bolt) (Wagon)	133.40
9099	Wheel 1/4 x 6 x 28" (6 Bolt)	140.30

3/4 Ton Pony Wagon / Parts		
0547	Brake Lining with Rivets (Pony Gear)	18.40
0548	Brake Band with Yoke	46.00
0550	Pony Tongue Cap	13.23
0551	Pony Hammer Strap	8.63
Hub Cap		
9900	Hub Cap (1 Ton NS 440G Hub), (3 Ton 5 Bolt Auto 208 Hub)	3.45
Races		
LM-44610	Race New Style 1 Ton, (Old Style 1 Ton inner) (Steering Top) (5 Bolt Auto Outer)	3.16
Bearings		
L-44643	Bearing Outer & Inner (New Style) (Old Style Inner) (Steering Top) (1 Ton), Hostetler, (Pet Pete n/s Disc)	5.18
Seals		
CR-12411	Seal 1 Ton Pioneer, E-Z, Plow (Pet Pete n/s Disc)	2.30
Spindles		
0557	Bent Spindle (Welded) for 3/4 Ton	39.10
0558	Front Spindle (Welded) with Arm - (LH or RH) for (3/4 Ton)	65.55
0160	Spindle 1-1/4" x 10" NS (1 Ton) (3/4 Ton) (4 Bolt Pony)	16.10
Wheels		
2809	4.80 / 4.00 x 8" Air Tire 16" O.D. NS Fixed Hub	90.85
2620	4.80 x 4.00 x 8 Rim / 16" Flat Free Wheel Fixed Hub	178.25
9088	Wheel 3 x 16" Steel w/Fixed Hub 1" Bearing w/center ring	126.50

1/2 Ton Mini Pony Wagon / Parts		
0527	One Set Seat Bracket (L&R)	94.30
0190	Rail Pocket	11.50
0554	Tongue Adapter Mini & Pony	26.45
0532	Bracket for Running Board	17.25
0533	Running Board (Up to 6')	Ea. 25.30
0265	3/8" Forged Yoke	5.75
0266	3/8" Forged Yoke w/ Pin & Cotter Pin	6.33
Bearings		
PFBB	Bearing 1/2", 5/8", 3/4" Precision Flange Ball Bearing 2RS, Wheelbarrow	3/4" 6.90
Spindles		
0248	Front Spindle w/ Arm (LH or RH) Mini	57.50
0249	Spindle 3/4" x 7-1/2" (Mini)	15.53
Wheels		
2615	15" Flat Free Tire & Wheel (3/4 Bearing) 4" Hub (Press Wheel)	86.25
2802	4.80 / 4.00 x 16" Air Tire (3/4 WWBB) 4" Hub	55.20
2804	4.80 / 4.00 x 16" Knobby Air Tire (3/4 WWBB) 4" Hub	78.20
9090	Wheel 3 x 16" Wheelbarrow Wheel with Zerk! w/PFBB Bearing (4" hub 3/4" bearing, 6" hub 5/8" bearing)	86.25

Easy Entry / Pony Carts / Parts		
3715	Mini Shaft 52"	86.25
3717	Pony Shaft 64"	100.05
3718	Large Pony Shaft + 72"	110.40
3019	Spring Hvy. 2 Leaf (Pony Cart) (Bench Seat)	6 lbs. Ea. 71.30
2220	Wooden Singletree (Wood Only) (buggy)	23.00
2217	Wooden Singletree with Hardware (buggy)	40.25
3753-P	Wooden Wheel Axle (Pony Cart)	97.75
3754	Spoke Wheel Axle (Pony Cart)	37.95
2301	Slow Moving Vehicle Emblem (Unbreakable)	18.40

Easy Entry / Standardbred Carts / Parts		
3753-S	Wooden Wheel Axle (Stbd Cart)	97.75
3745	Standardbred Cart Shaft Side (Wooden Painted)	Ea. 56.35
3016	Spring 30" x 3 Leaf (Standardbred Cart)	82.80
2220	Wooden Singletree (Wood Only) (buggy)	23.00
2217	Wooden Singletree with Hardware (buggy)	40.25
3749	Standardbred Cart Shaft Side (Wooden Unpainted)	Ea. 39.10
3738	Wooden Doubletree	97.75
3737	Standardbred Cart Steel Tongue for 2	373.75
10-501	PA Long Spindle	24.15
10-502	PA Long Brake Spindle	27.60
10-503	PA Flush Hub Spindle	24.15
10-504	PA Flush Hub Brake Spindle	27.60
2301	Slow Moving Vehicle Emblem (Unbreakable)	18.40

Sulky / Parts		
3812	Painted Sulky Shaft Side	132.25
3813	Sulky Seat	132.25
3809	Sulky Seat Spring	29.90

Outer Bearing	Inner Bearing	Outer Race	Inner Race	Seal	Hub Cap	Spindle	Hub Assembly		Nut	Washer	2312 Cot-ter Pin
LM-11749	L-44643	LM-11710	LM-44610	CR-12411	9933	0159	4C04-A	Hub Assm 4 Bolt / 1 Ton (Old Style)	2311	5/8 SAE	Small
L-44643	L-44643	LM-44610	LM-44610	CR-12411	9900	0160	440G-A	Hub Assm 4 Bolt Pony / (1 Ton New Style)	2300	3/4 SAE	Med
LM-11949	LM-67048	LM-11910	LM-67010	CR-16069	9911	1132	669G-A	Hub Assm 4 Bolt Ag / (Cart Hub) (3 Ton Old Style)	2311	5/8 SAE	Small
LM-11949	LM-67048	LM-11910	LM-67010	CR-16069	9931	0409	205SG-A	Hub Assm 5 Bolt Ag / Old Style	2311	5/8 SAE	Small
LM-67048	LM-48548	LM-67010	LM-48510	CR-17617	9905	0649	256SG-A	Hub Assm 6 Bolt / (6 Ton Pioneer)	2300	3/4 SAE	Med
14137-A	342-A	14276	332	CR-22870	9928	0619	W670G-A	Hub Assm 6 Bolt / (New Style E-Z, 6 Ton) (Reliable)	2310	7/8 HVY	Lg
L-44649	L-68149	LM-44610	L-68111	CR-17146	9900	0413	207-A	Hub Assm 5 Bolt Auto with Hydraulic Brake Drum	0384	1"	Med
L-44649	L-68149	LM-44610	L-68111	CR-17146	9900	0411	208-A	Hub Assm 5 Bolt Auto (New Style E-Z, 3, 4 Ton)	0384	1"	Med
.	356-A	Hub Assm 6 Bolt / (8 Ton Pioneer)	.	.	.
.	207-B	10" Backer Plate with Weld-on Plate	.	.	.
.	LM-603049	.	.	CR-22392	.	.	660	Pioneer produce forecart 6 Bolt	2310	7/8 HVY	Lg
2790	3780	.	.	25091	9982	0810	821G-A	8 Bolt Hub Assm	2310	7/8 HVY	Lg
25877	25590	.	.	20148
L-44649	L-44649	L-44610	L-44610	14824	.	.	.	Dexter 8-258 5 Bolt	.	.	.

Hub Assembly Includes Hub - Bearing - Seal - Hub Cap - Lugbolts		
440G-A	Hub Assm 4 Bolt Pony / (1 Ton New Style)	40.25
669G-A	Hub Assm 4 Bolt Ag / (Cart Hub) (3 Ton Old Style)	40.25
205SG-A	Hub Assm 5 Bolt Ag / Old Style	55.20
256SG-A	Hub Assm 6 Bolt / (6 Ton Pioneer)	80.50
W670G-A	Hub Assm 6 Bolt / (New Style E-Z, 6 Ton) (Reliable)	86.25
614-A	Hub Assm (Pioneer New Style 6 Bolt)	126.50
207-A	Hub Assm 5 Bolt Auto with Hydraulic Brake Drum	97.75
207-B	10" Backer Plate with Weld-on Plate	324.30
208-A	Hub Assm 5 Bolt Auto (New Style E-Z, 3, 4 Ton)	51.75
1097G-A	Ratchet Hub , 4 Bolt Ag (1-3/8" Bore)	97.75
821G-A	8 Bolt Hub Assm	109.25
1660	Implement Clutch 2pc / 1" Bore, 2060 Chain	87.40
Hub Only		
440G-H	Hub Only 4 Bolt Pony / (1 Ton New Style)	36.80
669G-H	Hub Only 4 Bolt Ag / (Cart Hub) (3 Ton Old Style)	36.80
205SG-H	Hub Only 5 Bolt Ag / Old Style	51.75
256SG-H	Hub Only 6 Bolt / (6 Ton Pioneer)	77.05
W670G-H	Hub Only 6 Bolt / (New Style E-Z, 6 Ton) (Reliable)	80.50
614-H	Hub Only (Pioneer New Style 6 Bolt)	120.75
207-H	Hub Only 5 Bolt Auto with Hydraulic Brake Drum	93.15
208-H	Hub Only 5 Bolt Auto (New Style E-Z, 3, 4 Ton)	48.30
821G-H	Hub Only 8 Bolt	97.75
Hub Caps		
9911	Hub Cap (4 Bolt Ag Cart) (669G Hub)	3.45
9900	Hub Cap (1 Ton NS 440G Hub), (3 Ton 5 Bolt Auto 208 Hub)	3.45
9928	Hub Cap for (W670G Hub)	4.60
9931	Hub Cap for (205SG Hub)	3.45
9905	Hub Cap for (256SG Hub)	4.60
9933	Hub Cap (4C04-A Hub) 1 ton old style	5.18
9982	Hub Cap (821 Hub)	5.75
9932	Hub Cap (Pioneer 660)	5.75

Straight Spindles includes Nuts - Washers - Cotters		
0159	Spindle 1-1/4" x 8-1/2" (Old Style 1 Ton) (4 Bolt)(OS Steering)	18.40
0160	Spindle 1-1/4" x 10" NS (1 Ton) (3/4 Ton) (4 Bolt Pony)	16.10
0409	Spindle 1-5/8" x 10" (Old Style 5 Ton) (5 Bolt Ag)	19.55
0411	Spindle 1-3/4" x 12-3/4" NS 3 & 4 Ton (5 Bolt Auto)	24.15
0413	Spindle 1-3/4" x 12-3/4" NS 3 & 4 Ton (5 Bolt) with Plate for Hydraulic Brake	35.65
0619	Spindle 6 Ton NS 1-3/4" x 10-1/4" (6 Bolt) (Heavy Duty Forecart)	23.00
0649	Spindle 1-3/4" x 12-5/16" Old Style 6 Ton (6 Bolt) Pioneer E-Z	43.70
0650	Spindle 2 x 14-1/8 for (614 Hub)	57.50
0805	Spindle 8 Ton 2-1/8" x 15-1/2" (778 Hub)	42.55
0810	Spindle 10 Ton 2-1/2" x 15" (821 Hub)	69.00
1132	Spindle 1-5/8" x 10" (Old Style 4 Ton) (4 Bolt Ag), Cart	17.25
3680	1-3/4 ID Square Plate for Hydraulic Brake Mt.	11.50

Spindle Nut		
0384	1" Hex Slotted Nut	4.31
2300	3/4 Hex Slotted Nut	2.01
2310	7/8 Hex Slotted Nut	2.88
2311	5/8 Hex Slotted Nut	1.73

Lug Bolts & Nuts		
3541	1/2-20 x 1 3/4 Lug Bolts	1.04
3539	1/2-20 x 1 1/2 Lug Bolts	1.04
3555	9/16-18 x 2 Lug Bolts	1.15
3576	1/2-20 x 1 7/8 Stud Bolts	3.45
2919	1/2-20 Lug Nut	1.09
3549	9/16-18 Lug Nut	1.15

Bale Mover Parts		
9003	Bale Mover Winch	212.75
9004	Bale Mover Winch Strap	36.80

Hobi Disc. / Parts		
3027	Notched 16" Disc Blade	27.60
Hiller Disc. & Parts		
3030	14" Hiller Disc. w/Hub Assm. & Stem	70.15
3028	Hiller Disc. Bracket for 2" Square Tubing	36.80
3023	Blade / 12" (Hiller Disc), 4 Bolt	18.98
3024	Blade / 14", 4 Bolt no center hole	21.56
3025	Blade / 16", 4 Bolt	25.30
3026	Blade / 20", 4 Bolt 1" Square center	32.20
3027	Notched 16" Disc Blade	27.60
3031	Hub Assembly (Hiller Disc)	39.10
3029	Straight Stem (Hiller Disc.)	23.00
3022	Bend Stem (Hiller Disc)	28.75
Z9504-RST	Bearing, Disc Hiller, Plastic Layer, Old Style Pet Pete	6.90
3032	3/4" x 4' Bolt	4.03
3033	3/4" Nut & Lock Washer	2.59
3021	Disc Bolts (4 Bolts) @ 0.75	3.45
3040	18" Straight Coulter Blade (Pet Pete)	55.20

Fehr Gear / Parts		
10-501	PA Long Spindle	24.15
10-502	PA Long Brake Spindle	27.60
10-503	PA Flush Hub Spindle	24.15
10-504	PA Flush Hub Brake Spindle	27.60

Lights		
CL114RW	LED Red & White Tail Light (2 Way)	48.30
CL112RW	LED Insert	34.50
CL108RW	LED Red & White 4 Wire Side Light (2 Way)	79.35
CL1258A	Strobe Light Mini	48.30
CL803	Pull Switch	5.18
CL801	Toggle Switch	5.75
CL846	Dimmer Switch	10.35
IB-SRM-24	Deep Cycle Battery 12 volt (w/ old battery exchanged 135.00)	172.50
IB-SP-18	Garden Tractor 12 volt (w/ old battery exchanged 57.00)	77.05
IB-SLA-1075	Small Dry Battery 12 volt (rechargeable)	38.53
143	45° Light Mounting Bracket	9.78
144	90° Light Mounting Bracket	9.78
145	Wagon Light Mounting Bracket	9.20
CL250	SS Battery Clamps	2.88
CL253B	Copper Battery Clamps Black	1.73
CL253R	Copper Battery Clamps Red	1.73
848	Battery Cage (Small Dry 12 volt)	34.50
AA	AA Battery	20PK 11.50
AAA	AAA Battery	20PK 11.50
C	C Battery	5PK 9.78
D	D Battery	5PK 11.50
9V	9 Volt Battery	EA 4.03

Potato Plow Web Bars		
4571	25" width (potato plow web bars)	6.90
4573	21" width (potato plow web bars)	6.90
4575	19-1/2" width (potato plow web bars)	6.90
4574	23" Width (potato plow web bars)	6.90

Corn Planter / Parts		
0715	Standard 12 Finger Corn Meter	264.50
204RY2	Bearing (Corn Planter Fertilizer Disc.)	8.05
RC16-2110	One way Bearing (Corn Planter)	17.25
PP2019	Bull's eye seed tube, universal, MaxEmerge/7000	18.98
PP0368	Flexible Dry Spout	10.35
PP2030	Bearing, Closing Wheel	11.50
PP2031	Bearing with Sleeve, Depth Wheel or Gauge Wheel	14.38
PP2064	Seed Opener Disk, MaxEmerge/7000	36.80
PP2100	Seed Hopper Lid	23.00
PP2361	Poly Seed Hopper with Hardware, MaxEmerge/7000	195.50
PP2071	Bearing for (Seed Opener Disk)	8.05
PP7815	15 Tooth Sprocket with 7/8" Hex Bore #40 Chain	8.91
PP7816	16 Tooth Sprocket with 7/8" Hex Bore #40 Chain	9.78
PP7817	17 Tooth Sprocket with 7/8" Hex Bore #40 Chain	10.64
PP7818	18 Tooth Sprocket with 7/8" Hex Bore #40 Chain	11.50
PP7819	19 Tooth Sprocket with 7/8" Hex Bore #40 Chain	12.36
PP7820	20 Tooth Sprocket with 7/8" Hex Bore #40 Chain	13.23
PP7821	21 Tooth Sprocket with 7/8" Hex Bore #40 Chain	14.09
PP7822	22 Tooth Sprocket with 7/8" Hex Bore #40 Chain	14.95
PP7823	23 Tooth Sprocket with 7/8" Hex Bore #40 Chain	15.81
PP7824	24 Tooth Sprocket with 7/8" Hex Bore #40 Chain	16.68
PP7825	25 Tooth Sprocket with 7/8" Hex Bore #40 Chain	17.54
PP7826	26 Tooth Sprocket with 7/8" Hex Bore #40 Chain	18.40
PP7827	27 Tooth Sprocket with 7/8" Hex Bore #40 Chain	19.26
PP7828	28 Tooth Sprocket with 7/8" Hex Bore #40 Chain	20.13
PP7829	29 Tooth Sprocket with 7/8" Hex Bore #40 Chain	20.99
PP7830	30 Tooth Sprocket with 7/8" Hex Bore #40 Chain	21.85
PP7845	45 Tooth Sprocket with 7/8" Hex Bore #40 Chain	26.45
PP7848	48 Tooth Sprocket with 7/8" Hex Bore #40 Chain	31.05
PP7854	54 Tooth Sprocket with 7/8" Hex Bore #40 Chain	35.65

Hay Loader Hitches		
3301	McCormick #1 Light	51.75
3302	McCormick #2 Medium	51.75
3303	New Idea	51.75
3015	Spring Hay Loader Hitch #1, 2, or 3	3.45
3306	Hay Loader Lathe Blocks UHMW	28.75
KR-0251	New Idea Hay Loader 24 Tooth Sprocket	178.25

Springs		
3001	Harrow Mulcher & Spike - Harrow Handle	2.30
3002	Spring, (Pony Cart Seat)	4.60
3004	Spring Coil (Pony)	5.75
3005	Spring Coil (Lightweight) (Green)	10.35
3006	Spring Coil (Medium) (Red)	10.35
3007	Spring Coil (Heavy) (Black)	12.65
3009	Spring (on Gear) Mini (Set of 4)	120.75
3010	Spring (Bolster) Pony (Bolt on) (Set of 4)	138.00
3011	Spring (Bolster) 1 Ton (Set of 4)	7 lbs. Ea. 178.25
3012	Spring (Bolster) 4, 5, 6 Ton (Set of 4)	379.50
3013	Spring (Wagon & Forecart Brakes)	5.75
3014	Trace Holder Spring (Set)	5.75
3015	Spring Hay Loader Hitch #1, 2, or 3	3.45
3016	Spring 30" x 3 Leaf (Standardbred Cart)	82.80
2100	Pet Pete Reel Spring	5.75
3752	Standardbred Cart Seat Spring	8.05
5063	Boom Latch Spring 1-5/8 x 4-5/8 x 11/32 for Xtenda	16.39
3017	Spring (Washer Motor Mt.)	5.75
1135	Spring Coil Seat Bracket	17.25
1714	Corn Planter Fertilizer Box Lid Spring	8.05
1663	Spring (1 Horse Mower Clutch)	10.93
1510	Dog Spring (Ratchet Hub / Spreader)	2.88
1716	Front Disc Yoke Spring (Plastic Layer)	8.05
1769	Plastic Roll Brake Assembly Spring (Plastic Layer)	4.60
1719	Spring (Old Style Plastic Layer) 1-1/2 OD x 16 x 3/16, w/2 Hooks	23.00
3019	Spring Hvy. 2 Leaf (Pony Cart) (Bench Seat)	6 lbs. Ea. 71.30
7240	Main Heavy Spring for Corn Planter, NS Plastic Layer, EZ Position Boom, 1-5/8 OD x 15 x 5/16 (Hook at Each End)	28.75
1655	Spring (Dolly Wheel Stem) (Unpainted)	6.90
M1430	Spring for Lift McC, (J.D. AZ2008H)	40.25
MB1299	Evener Hitch Clevis Spring	5.18
7030	EZ Pos Boom Spring	10.35
M1015	Grass Board Spring	4.31
3000	Spring 1-1/4 ID x 1-5/8 OD x 6" Long	10.35
M1574	Pitman Spring	1.90
76DS	Pawl Spring	0.92

Miscellaneous Parts		
2301	Slow Moving Vehicle Emblem (Unbreakable)	18.40
2302	Emblem Hardware Set	5.75
2303	Hold Back Strap (Nylon) (Set)	23.00
2304	Pony Hold Back Strap (Nylon) (Set)	18.40
2316	Buggy Hitch Plate	20.70
0110	Brake Pedal Pad (For Master Cylinder)	7.48
2340	Corner Braces	6.90
0384	1" Hex Slotted Nut	4.31
2310	7/8 Hex Slotted Nut	2.88
2300	3/4 Hex Slotted Nut	2.01
2311	5/8 Hex Slotted Nut	1.73
2312	Cotter Pins (All Sizes)	0.38
2313	Hair Pins (All Sizes)	0.58
DL600	Winch 600lbs	36.80
DLB1200	Brake Winch 1200lbs	112.70
6359	Cable Fasteners	8.63
2319	Dry Gauges	7.48
2320	Liquid Filled Gauges (100 thru 600 psi)	19.55
2321	Shrink Wrap Roll	23.00
2325	3/16" Chain	Per Ft. 1.61
2326	1/4" Chain	Per Ft. 2.01
2327	5/32" Double Loop Chain	Per Ft. 0.95
2328	5/16" Chain	Per Ft. 2.59
2329	Tie Rod Rubbers	1.44
2335	Gray Tarp	Per Square Ft. 0.29
2332	3/16 Cable	Per Ft. 0.69
R149-B	Bushing for Heavy Duty 1-1/8" Tie Rod End	Ea. 16.10
R149-N	Heavy Duty 1-1/8" Tie Rod End with Jam Nut	Ea. 56.35
Air Hose		
4075	3/8" 300# Blue Rubber 25'	40.25
4080	3/8" 300# Blue Rubber 50'	56.35
Quick Couplers		
4101	Quick Coupler 1/4 MPT	7.48
4102	Quick Coupler 1/4 FPT	7.48
Plugs		
4150	Quick Coupler Plug 1/4 MPT	2.30
4151	Quick Coupler Plug 1/4 FPT	2.30

Nuts & Bolts			
3602	Grade 2 (1" to 6") Carriage Bolts	Per Pound	3.45
3604	Grade 5 (1" to 6") Hex Bolts	Per Pound	4.60
Grease Fittings			
3501	Grease Fitting 90~- 1/4 x 28 TPI		1.44
3502	Grease Fitting 0~- 1/4 x 28 TPI (STRAIGHT)		0.46
3503	Grease Fitting 45~- 1/4 x 28 TPI		1.44
3504	Grease Fitting 90~- 1/8 NPT		1.44
3505	Grease Fitting 45~- 1/8 NPT		1.44
3506	Grease Fitting 0~- 1/8 NPT (STRAIGHT)		0.58
3507	Grease Fitting 0~- 1/8 NPT (STRAIGHT-FE)		2.30
Tapcons			
3512	Box / 100 3/16 x 2-1/4 (Tapcon)		36.80
3513	Box / 100 3/16 x 1-3/4 (Tapcon)		36.80
3514	Box / 100 1/4 x 1-3/4 (Tapcon)		40.25
3515	Box / 100 1/4 x 2-1/4 (Tapcon)		43.70
3516	Box / 100 1/4 x 2-3/4 (Tapcon)		46.00

Harrow Mulcher / Parts			
3623	Front Swivel		34.50
3627	Drawbar Brackets	Ea.	18.40
3639	Spring Adjusting Rod		17.25
3640	1/2" ID x 3/4" OD Bushings		1.73
3628	Shoes	Ea.	43.70
3629	Notch Piece 1/2" Thick		34.50
3630	Lever (for Harrow Mulcher)		55.20
3632	1-1/2" Bushing & Block		32.20

Aluminum Skeleton Elevator / Sections			
DWTOP	Top Section (Elevator) 12' - 32'		741.75
DWBOTTOM	Bottom Section (Elevator) 12' - 32'		1242.00
DW4SEC	4' Sections (Elevator) 12' - 32'		299.00
DW6SEC	6' Sections (Elevator)		419.75
DW8SEC	8' Sections (Elevator) 12' - 52'		511.75
Aluminum Skeleton Elevator / Heavy Sections			
DWTOPH	Top Section (Heavy) 36' - 52'		793.50
DWBOTTOMH	Bottom Section (Heavy) 36' - 52'		1322.50
DW4SECH	4' Sections (Heavy) 36' - 52'		339.25
DW8SECH	8' Sections (Heavy) 36' - 52'		644.00
Aluminum Elevator / Carriages			
DW12-32C	Small Carriage w/ 8" Wheels (for 12' to 32' Elevator)		1667.50
DW36-40C	Medium Carriage w/ 16" Wheels (for 36' to 40' Elevator)		2357.50
DW48-52C	44' Elevator w/ Heavy Carriage and Gas Motor Mount		7015.00

Index

Air Hose	96	Hay Equipment	46
Aluminum Skeleton Elevators	64,65,66	Hay Loader Hitches	94
Aluminum Skeleton Elevators / OPTIONS.....	97	Hiller Disc & Parts	92
Bearing - Pillow Block Bearings	60	Hitch Pins & Clevis	45
Bearing - Races	57	Hobi Disc & Equipment	5, 92
Bearing - Radial Bearings	56	Hose Clamps or Gear Clamps	76
Bearing - Seals	57	Hub Assembly	91
Bearings	56, 60	Lights	93
Belts - Power Twist - Link Belts	59	Logging Cart	46
Belts & Lacing	58, 59	Lug Bolts & Nuts	92
Chicken Coops	62, 63	Miscellaneous PARTS	96
Clevis & Hitch Pins	45	Mowers - Good Quality Rebuilt & New Mowers	66
Corn Planter	13	Mowers / PARTS	See Our Mower Catalog
Corn Planter / OPTIONS	13	Neck Yokes / Doubletrees / Singletrees	44
Corn Planter / PARTS.....	94	Nuts & Bolts	97
Cultivator - 1 Horse	19	Plastic Layer	8
Cultivator - 1 Horse / PARTS	76	Plastic Layer / OPTIONS	8, 9
Cultivator - 2 Horse	18	Plastic Layer / PARTS	72
Easy Entry (Heavy Duty) Pony Carts	48	Plastic Lifter / PARTS	73
Easy Entry Pony Cart / OPTIONS	49	Plastic Lifter	17
Easy Entry Pony Cart / PARTS	89	Plow / Potato Plow Web Bars	94
Easy Entry Pony Carts	48	Plugs	96
Easy Entry Standardbred Cart / OPTIONS	47	Quick Couplers	96
Easy Entry Standardbred Cart / PARTS	89	Seals	57
Easy Entry Standardbred Carts	47	Shipping Information	101
Fertilizer Spreader	6, 7	Sprayer / Double EZ Position	16
Fertilizer Spreader / PARTS	71	Sprayer / EZ Position	15
Forecart - Draft Forecart / OPTIONS	25	Sprayer / Orchard Sprayer	16
Forecart - Draft Forecart / PARTS	78, 79	Sprayer Hose	76
Forecart - Draft Forecarts	24	Sprayer PARTS	74, 75
Forecart - Haflinger Forecart / OPTIONS	26	Sprayers / Extenda Boom, Reg Boom.....	14
Forecart - Haflinger Forecart / PARTS	80, 81	Spreader - Iris USA / PARTS	71
Forecart - Haflinger Forecarts	26	Spreader - Lime	70
Forecart - Pony / OPTIONS & ACCESSORIES	27	Spreader - Manure Front End	70
Forecart - Pony / PARTS	81	Springs	95
Forecart - Pony Forecart	27	Straight Spindles	91
Forecart - Steering Draft Forecart	12	Sulky	49
Forks.....	69	Sweeps	61
Gear Clamps or Hose Clamps.....	76	Tanks	50
Grease Fittings	97	Tapcons	97
Harrow - Spike	4	Tongues	45
Harrow - Spike / PARTS	70	Transplanter - Hogback / OPTIONS	10
Harrow - Spike Harrow Drawbar with Clevis & Chain	70	Transplanter / PARTS	71
Harrow Mulcher / PARTS	97	Transplanter	10

Wagon - 1-Ton / 1 Horse / OPTIONS & Accessories	31
Wagon - 1-Ton / 1 Horse Wagon / PARTS	82, 83
Wagon - 1-Ton / 1 Horse Wagon BED / OPTIONS	33
Wagon - 1-Ton / 1 Horse Wagon BEDS	32
Wagon - 1-Ton / 1 Horse Wagon GEAR	30
Wagon - 1-Ton Dual Auto Steer	20
Wagon - 3-Ton / BED / OPTIONS & Accessories	35
Wagon - 3-Ton / BEDS	35
Wagon - 3-Ton / Gears / NS (5-bolt auto)	34
Wagon - 3-Ton / NS / OPTIONS & Accessories	34
Wagon - 3-Ton / NS / Wagon / PARTS	84
Wagon - 6 & 8 Ton / OPTIONS & Accessories	36
Wagon - 6 & 8 Ton / PARTS	86, 87
Wagon - 6 Ton Heavy Farm Wagon Gear	36
Wagon - 6-Ton / Beds	38
Wagon - 6-Ton / Beds / OPTIONS & Accessories.....	38
Wagon - 8 Ton / Gears	37
Wagon - Mini Pony Wagon / BEDS	43
Wagon - Mini Pony Wagon / GEARS	42
Wagon - Mini Pony Wagon / OPTIONS & Accessories	42
Wagon - Mini Pony Wagon / PARTS	88
Wagon - NS Light Farm Wagon / OPTIONS & Accessories	35
Wagon - NS Light Farm Wagon / PARTS	85
Wagon - NS Light Farm Wagon Gear (5 bolt) (4 ton)	35
Wagon - Pony Wagons / Beds	41
Wagon - Pony Wagons / Beds / OPTIONS & Accessories	41
Wagon - Pony Wagons / GEARS	40
Wagon - Pony Wagons / OPTIONS & Accessories	40
Wagon - Pony Wagons / PARTS	88
Washers - Bucket	21
Washers - Bucket / PARTS	77
Washers - Produce	22
Washers - Produce / OPTIONS	22, 23
Washers - Produce / PARTS	77
Wheel - Air Tire with Spokes	53
Wheel - Flat Free Spoke Wheels	51
Wheel - Flat Free Tires for Spoke Wheel	51
Wheel - Flat Free Wheels	51
Wheel - Heavy Wooden Wheels for 1 & 3 -Ton Wagon ..	53
Wheel - Rims with Air Tires	52
Wheel - Steel Wheels	54, 55
Wheel - Tires (Does not include Rims)	52
Wheel - Wooden Cart Wheel	53
Wheel Rims	52

Note From the Manufacturer

- All wagon gears are powder coated for better life of gear
 - Draft, Haflinger & Pony forecarts & accessories are powder coated
 - The New #0700 Corn Planter is built with completely re-powered JD 7000 Units that are tested to plant 96% or better. You should see the difference! A 4 row is now also available!
 - The New #1745 Ultimate Plastic Layer is a new revolution in the produce field. It pulls easily for horses or Haflingers and is very user friendly. It wants to lay plastic, even in adverse conditions!
 - The New E-Z Position Sprayer is more user friendly! Lets you position boom from platform by manual winches to keep you free from spray material.
 - The new "Pet Pete" Plastic Lifter-Wrapper is a machine that will put a smile on your face. A must have for the produce grower. Check it out.
 - We ship UPS, Truck Freight, or contact us for other.
- All prices F.O.B. Fredericksburg, OH and are subject to change without notice due to costs beyond our control.

